



Vikalpa
FINVEST



Ramkumar H. Barchha

AFP. B. Com, P.G.D.B.M.,
I.C.W.A.I. (Int.), B.E.C. (Level-3)
Certified Financial & Insurance Professional



Name : _____

Contacts : _____

Index

Equity Market	1
Debt Market	3
Forex	3
Fundz This Quarter	4
MF Industry AUM	4
Funds Snapshot	6
Terminology & Definitions	24
Performance Scorecard	26
Risk Ratios - Equity	47

September 2023 - Global Indices

	Indices	Close Value	Return(%) USD					
			1 month	3 months	1 year	3 years	5 years	10 years
Developed	All Ordinaries (Australia)	7,250	-2.25	-1.89	7.23	5.69	2.76	3.17
	Dow Jones Ind Avg (USA)	33,508	-3.86	-1.80	14.65	6.87	4.83	8.17
	FTSE 100 (UK)	7,608	1.92	1.83	10.56	8.86	0.26	1.57
	Hang Seng (Hong Kong)	17,810	-3.65	-5.94	3.75	-8.54	-8.50	-2.61
	Nasdaq (USA)	13,219	-5.20	-2.74	23.11	6.04	10.43	13.32
	Nikkei 225 (Japan)	31,858	-1.15	-4.14	20.57	10.61	5.72	7.99
Emerging	S&P BSE SENSEX	65,828	1.16	2.99	16.70	20.13	12.67	12.79
	Bovespa (Brazil)	116,565	-1.55	-1.54	8.27	7.60	7.99	8.04
	Jakarta Composite (Indonesia)	6,940	-0.26	4.17	-1.37	12.46	3.03	4.60
	KLSE Composite (Malaysia)	1,424	-2.08	2.58	1.91	-1.80	-4.50	-2.18
	PSE Composite (Phillippines)	6,321	1.55	-2.92	6.52	2.67	-2.78	-0.09
	RTS Index (Russia)	1,008	-4.94	0.07	-6.03	-4.47	-3.30	-3.46
	Seoul Composite (S. Korea)	2,465	-3.41	-3.33	13.55	1.93	1.02	2.05
	SET (Thailand)	1,471	-6.21	-0.55	-7.59	5.38	-3.48	0.37
	Shanghai Composite (China)	3,110	-0.81	-2.26	2.28	-1.19	1.97	3.71
	Straits Times (Singapore)	3,217	-0.18	0.32	3.29	9.19	-0.24	0.02
	Taiwan Weighted (Taiwan)	16,354	-1.62	-3.47	20.83	9.47	8.24	7.10

All figures are as of 29th September, 2023

HIGHLIGHTS

- NIFTY 50 & S&P BSE SENSEX gained 449 and 1110 points respectively in the second Quarter of the FY 23-24. The quarter belonged to sectors like media (30%+), Metals (13%+), Realty (11%+), Health (11%+) & Tech (10%).
- Global economic trends remain mixed and challenging. Geopolitical challenges in addition to pressures on account of higher interest rates and its impact on growth and returns continue to remain. Domestic market rally has been driven by strong macro fundamentals, robust foreign and domestic flows and healthy earnings growth. While all the major indices are trading near all-time highs, the run up in mid/ smaller capitalization companies has been very sharp. What has worked for mid and small caps is the broad basing of the market earnings and healthy balance sheets.
- Local events like forthcoming state & general elections, global developments like rising crude oil prices, mixed signals on global growth etc appears to be ignored in the current euphoria. Large Caps appear to be better positioned on a relative basis and along with Asset Allocation products like Multi Asset Funds, Balanced Advantage etc may assist to manage the near term risks. Investors apprehensive of the equity market swings can consider participating in a staggered manner in line with their risk appetite and investment goals.

Equity Market Indicators

September 2023 - Key Indices (Total Return Index)

Indices	Close Value	Return(%) INR					
		1 month	3 months	1 year	3 years	5 years	10 years
S&P BSE SENSEX TRI	100,642	1.16	3.34	18.25	21.59	14.05	14.26
NIFTY 50 TRI	28,808	1.53	3.85	17.97	21.96	13.77	14.28
S&P BSE 100 TRI	25,388	1.49	4.28	17.91	22.62	14.05	14.74
S&P BSE 200 TRI	10,849	1.91	5.52	17.90	23.40	14.69	15.55
NIFTY 500 TRI	27,032	2.17	6.57	19.46	24.21	14.90	15.81
NIFTY MIDCAP 150 TRI	19,021	4.03	14.01	32.56	33.84	20.90	22.33
S&P BSE SMALL CAP TRI	46,160	2.93	16.35	35.10	37.37	22.18	22.36
NIFTY NEXT 50 TRI	63,624	1.02	3.84	7.96	19.77	11.55	16.07

September 2023 - Sectoral Indices

Indices	Close Value	Return(%) INR					
		1 month	3 months	1 year	3 years	5 years	10 years
S&P BSE Auto	36,629	3.65	6.80	27.58	26.92	11.27	12.62
S&P BSE Bankex	50,175	0.35	0.13	16.55	27.32	12.38	16.09
S&P BSE FMCG	18,679	0.97	0.45	15.65	19.68	10.18	10.43
S&P BSE Healthcare	28,498	2.45	11.17	22.91	13.07	13.66	11.64
S&P BSE Metal	23,206	7.45	13.18	32.24	39.95	11.81	10.46
S&P BSE Oil & Gas	19,026	1.23	5.20	2.50	15.09	5.07	8.57
S&P BSE Realty	4,606	5.21	11.24	39.04	39.92	22.02	14.44
S&P BSE TECK	14,471	3.70	10.10	14.31	16.17	13.36	12.49
NIFTY INDIA CONSUMPTION	8,460	2.13	2.58	8.42	19.40	12.03	13.03
NIFTY INFRASTRUCTURE	6,243	4.38	9.55	28.26	26.29	16.04	11.06
NIFTY MEDIA	2,268	-1.00	30.23	11.55	13.54	-1.51	3.39
NIFTY DIVIDEND OPPT 50	4,602	4.52	9.19	30.03	24.79	11.55	11.72

Institutional Activity (Net Investment) ₹ Cr.

	September-2023			01-Jan-23 To 29-Sep-23		
	Debt	Equity & Hybrid	Total	Debt	Equity & Hybrid	Total
FII / FPI	993	-14803	-13,810	23674	122179	145,853
Mutual Funds	-6,809	20,506	13,698	-11,021	45,682	34,661

* Source: SEBI

HIGHLIGHTS

- Bond yields rose initially following the RBI's announcement to conduct open market sale of bonds through auctions. High U.S. treasury yields and rising crude oil prices extended the losses. However, losses were reversed and prices increased as market participants went for value buying to take advantage of the recent rise in yields. Fall in domestic retail inflation helped to extend the gain further.
- Reserve Bank of India conducted the auction of three government securities namely 7.17% GS 2030, 7.18% GS 2037 and 7.25% GS 2063 for a notified amount of Rs. 34,000 crore, which was completely accepted. The cut off price/implicit yield at cut-off for 7.17% GS 2030, 7.18% GS 2037 and 7.25% GS 2063 stood at Rs. 98.85/7.3959%, Rs. 97.73/7.4444% and Rs. 96.36/7.5387% respectively

Debt Market Indicators

Benchmarks	As on 29-Sep-23	As on 31-August-23	As on 30-Jun-23	Change (Month)	Change (Quarter)
364 Day Tbill	7.02%	7.01%	6.87%	0.01%	0.15%
91 Day Tbill	6.80%	6.77%	6.71%	0.03%	0.09%
10-year Benchmark (07.76 GS 2033)	7.25%	7.17%	7.12%	0.08%	0.13%
3 Months Certificate Of Deposit (CD)	7.01%	7.02%	6.90%	-0.01%	0.11%
Call Rate	6.75%	6.75%	6.52%	0.00%	0.23%
MIBOR	6.95%	6.69%	6.90%	0.26%	0.05%
Bank Rate	6.75%	6.75%	6.75%	0.00%	0.00%
RBI LAF-Repo rate	6.50%	6.50%	6.50%	0.00%	0.00%
RBI LAF-Reverse Repo rate	3.35%	3.35%	3.35%	0.00%	0.00%
CRR	4.50%	4.50%	4.50%	0.00%	0.00%
Foreign Exchange Reserve(\$ bn)	590.70	594.86	593.2	-4.16	-2.50
Brent Crude Oil (\$/bbl)	96.12	86.83	74.31	9.29	21.81
Gold (\$/oz)	1870.34	1940.19	1906.97	-69.85	-36.63
US 10-yr Gilt	4.57%	4.09%	3.84%	0.48%	0.73%

Source: RBI, Reuters, Bloomberg

Forex

HIGHLIGHTS

- The Indian rupee depreciated by 1.18% to 83.065 per USD, amid risks of capital outflows as markets digested the RBI's latest policy decision. The Indian central bank held its key policy rate unchanged at 6.5% in October, as expected by markets, and signaled that borrowing costs will remain elevated for a prolonged period due to heightened inflationary risks.
- India's foreign exchange reserves stood at **\$586.9 billion** for the week ending September 29, a decline by \$6.30 billion from the week ended June 23. In October 2021, the country's forex kitty had reached an all-time high of \$645 billion. The reserves took a hit as the central bank deployed the kitty to defend the rupee amid pressures caused majorly by global developments since last year.

FOREX

	29-Sep-23	31-August-23	30-Jun-23	30-Sep-22	% Change (Month)	% Change (Quarter)	% Change (Year)
1 US\$	83.06	82.68	82.10	81.55	-0.46%	-1.16%	-1.82%
1 Euro	87.94	90.22	89.13	80.11	2.60%	1.36%	-8.90%
100 Yen	55.81	56.63	56.77	56.44	1.47%	1.72%	1.13%
1 Pound	101.67	105.09	103.51	90.77	3.36%	1.81%	-10.72%

* Source: RBI

Average Assets Under Management (AUM) for the quarter July - Sep 2023 (Rs in crores)

Rank	Mutual Fund Name	Average AUM	Equity	Debt & Other	Equity(%)	Debt & Other(%)
1	SBI Mutual Fund	828312	562282	266031	68	32
2	ICICI Prudential Mutual Fund	607561	305155	302406	50	50
3	HDFC Mutual Fund	529047	283380	245667	54	46
4	Nippon India Mutual Fund	352861	216968	135892	61	39
5	Kotak Mahindra Mutual Fund	336324	174196	162128	52	48
6	Aditya Birla Sun Life Mutual Fund	311682	134097	177585	43	57
7	UTI Mutual Fund	266925	194777	72148	73	27
8	Axis Mutual Fund	260625	156606	104019	60	40
9	Mirae Asset Mutual Fund	141179	121572	19606	86	14
10	Edelweiss Mutual Fund	133239	25282	107957	19	81
11	DSP Mutual Fund	130149	78844	51306	61	39
12	Tata Mutual Fund	127636	69113	58524	54	46
13	Bandhan Mutual Fund	124742	35263	89479	28	72
14	HSBC Mutual Fund	97770	53290	44481	55	45
15	Canara Robeco Mutual Fund	74916	63131	11784	84	16
16	Franklin Templeton Mutual Fund	74257	58964	15293	79	21
17	Invesco Mutual Fund	57740	37266	20474	65	35
18	Sundaram Mutual Fund	49195	37923	11273	77	23
19	PPFAS Mutual Fund	45608	36780	8828	81	19
20	Motilal Oswal Mutual Fund	39210	33517	5694	85	15
21	quant Mutual Fund	31748	23149	8599	73	27
22	Baroda BNP Paribas Mutual Fund	31260	15656	15604	50	50
23	LIC Mutual Fund	24300	10490	13810	43	57
24	PGIM India Mutual Fund	23548	18956	4593	80	20
25	Mahindra Manulife Mutual Fund	12582	10170	2412	81	19
26	Union Mutual Fund	12466	7661	4804	61	39
27	360 ONE Mutual Fund (Formerly Known as IIFL Mutual Fund)	6205	4526	1679	73	27
28	Bank of India Mutual Fund	4915	3091	1824	63	37
29	ITI Mutual Fund	4712	4165	547	88	12
30	NJ Mutual Fund	4470	3657	813	82	18
31	WhiteOak Capital Mutual Fund	4200	3259	941	78	22
32	Bajaj Finserv Mutual Fund	3924	703	3221	18	82
33	JM Financial Mutual Fund	3845	1570	2275	41	59
34	Navi Mutual Fund	3600	2145	1455	60	40
35	Quantum Mutual Fund	2289	1120	1169	49	51
36	IL&FS Mutual Fund (IDF)	1511	0	1511	0	100
37	Samco Mutual Fund	1268	1151	117	91	9
38	Trust Mutual Fund	1185	0	1185	0	100
39	IIFCL Mutual Fund (IDF)	646	0	646	0	100
40	Taurus Mutual Fund	597	588	9	99	1
41	Groww Mutual Fund	438	190	248	43	57
42	Shriram Mutual Fund	302	157	145	52	48
	Total of above Mutual Funds	4768989	2790807	1978181	59	41

Highlighted are the top 10 AMCs on the basis of their average AUM.

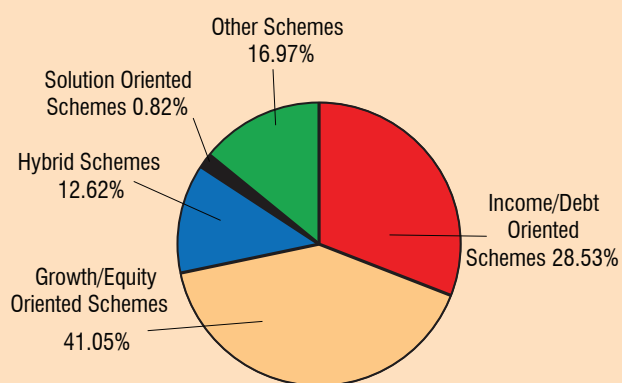
MF Industry AUM Comparison

Mutual Fund Name	Avg. AUM July-Sep 2023	Avg. AUM Apr-June 2023	Absolute change over a quarter	% Change over a quarter	Avg. AUM July-Sep 2022	Absolute change over a year	% Change over a year
360 ONE Mutual Fund (Formerly Known as IIFL Mutual Fund)	6205	5421	784	14.45	4691	1514	32.28
Aditya Birla Sun Life Mutual Fund	311682	297705	13978	4.70	283257	28425	10.04
Axis Mutual Fund	260625	248980	11645	4.68	248992	11633	4.67
Bajaj Finserv Mutual Fund	3924	0	3924	0.00	0	3924	0.00
Bandhan Mutual Fund	124742	118329	6412	5.42	120051	4691	3.91
Bank of India Mutual Fund	4915	4144	771	18.62	3054	1861	60.92
Baroda BNP Paribas Mutual Fund	31260	27716	3544	12.79	22895	8364	36.53
Canara Robeco Mutual Fund	74916	67532	7383	10.93	55149	19767	35.84
DSP Mutual Fund	130149	117726	12423	10.55	111341	18808	16.89
Edelweiss Mutual Fund	133239	127883	5356	4.19	104112	29128	27.98
Franklin Templeton Mutual Fund	74257	66921	7336	10.96	62480	11777	18.85
Groww Mutual Fund	438	377	61	16.20	581	-143	-24.62
HDFC Mutual Fund	529047	489894	39153	7.99	432895	96152	22.21
HSBC Mutual Fund	97770	88055	9715	11.03	13761	84009	610.49

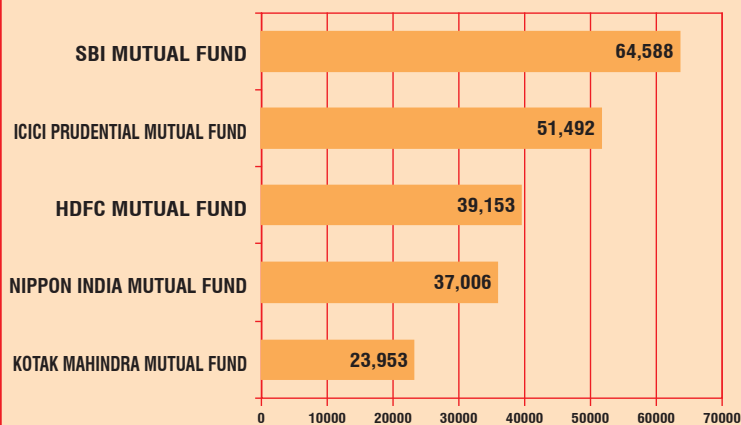
MF Industry AUM Comparison

Mutual Fund Name	Avg. AUM Apr-June 2023	Avg. AUM Jan-Mar 2023	Absolute change over a quarter	% Change over a quarter	Avg. AUM Apr-June 2022	Absolute change over a year	% Change over a year
ICICI Prudential Mutual Fund	607561	556070	51491	9.26	497269	110292	22.18
IIFCL Mutual Fund (IDF)	646	639	7	1.07	631	15	2.40
IL&FS Mutual Fund (IDF)	1511	1382	129	9.34	1421	90	6.32
Invesco Mutual Fund	57740	50119	7622	15.21	42331	15410	36.40
ITI Mutual Fund	4712	4037	675	16.73	2927	1785	61.00
JM Financial Mutual Fund	3845	3154	691	21.91	3030	814	26.87
Kotak Mahindra Mutual Fund	336324	312371	23953	7.67	284018	52307	18.42
LIC Mutual Fund	24300	18553	5747	30.97	17879	6421	35.92
Mahindra Manulife Mutual Fund	12582	10262	2319	22.60	9171	3411	37.19
Mirae Asset Mutual Fund	141179	124824	16355	13.10	110975	30204	27.22
Motilal Oswal Mutual Fund	39210	35485	3726	10.50	33160	6050	18.25
Navi Mutual Fund	3600	3049	550	18.05	1736	1864	107.36
Nippon India Mutual Fund	352861	315854	37006	11.72	287078	65783	22.91
NJ Mutual Fund	4470	4361	109	2.49	4962	-492	-9.92
PGIM India Mutual Fund	23548	22518	1030	4.58	19333	4215	21.80
PPFAS Mutual Fund	45608	39110	6497	16.61	28411	17197	60.53
quant Mutual Fund	31748	23366	8382	35.87	11155	20593	184.60
Quantum Mutual Fund	2289	2186	103	4.70	2017	272	13.49
Samco Mutual Fund	1268	815	453	55.57	647	621	95.97
SBI Mutual Fund	828312	763724	64588	8.46	683776	144537	21.14
Shriram Mutual Fund	302	275	26	9.56	254	48	18.87
Sundaram Mutual Fund	49195	45612	3583	7.86	42422	6773	15.97
Tata Mutual Fund	127636	111185	16451	14.80	91315	36321	39.78
Taurus Mutual Fund	597	533	64	12.05	518	79	15.34
Trust Mutual Fund	1185	1163	22	1.88	967	218	22.49
Union Mutual Fund	12466	10765	1700	15.80	9390	3075	32.75
UTI Mutual Fund	266925	248192	18733	7.55	233595	33329	14.27
WhiteOak Capital Mutual Fund	4200	3018	1181	39.13	662	3537	534.34
Total	4768989	4373308	395681	9.05	3884309	884680	22.78

Categorywise AUM as on 30th September 2023



Top 5 AMCs Based on Abs. AAUM Growth (₹Cr) For Quarter July-Sep 2023



MF Category	Sales	Redemptions	Net Sales	Net AUM
	Sep - 2023			29-Sep-23
Income/Debt Oriented Schemes	792351	895938	-103587	1329061
Growth/Equity Oriented Schemes	42155	28298	13858	1912017
Hybrid Schemes	36809	18158	18650	587783
Solution Oriented Schemes	356	188	168	38326
Other Schemes	16730	12010	4720	790568
Total	888401	954592	-66192	4657755

₹ in Crore

* Source: AMFI

Large Cap Fund

Total Return Index, ^ Expense Ratios as on 29th September 2023, * * Holdings data as on 29th September 23*

Scheme Name	Date of Inception	Benchmark #	^ Expense Ratio %	As on 29th September 2023		% Change over a quarter		% Exposure in Holdings*		
				Corpus in crs	NAV (Rs)	Corpus	NAV	Top Holding	Total of Top 5	Total of Top 10
Aditya Birla Sun Life Frontline Equity Fund	Aug 02	NIFTY 100 - TRI	1.68	23,815	394	2.33%	4.14%	HDFC Bank Ltd.(10.22)	34.18	48.27
Axis Bluechip Fund	Jan 10	S&P BSE 100 - TRI	1.56	31,885	47	-6.18%	1.68%	ICICI Bank Ltd.(9.08)	37.85	57.41
Bandhan Large Cap Fund	Jun 06	S&P BSE 100 - TRI	2.14	1,158	55	-0.36%	2.26%	ICICI Bank Ltd.(9.7)	34.65	52.92
Bank of India Bluechip Fund	Jun 21	NIFTY 100 - TRI	2.49	101	12	-11.33%	5.70%	HDFC Bank Ltd.(7.9)	29.48	50.14
Baroda BNP Paribas Large Cap Fund	Sep 04	NIFTY 100 - TRI	2.12	1,520	162	4.23%	4.92%	HDFC Bank Ltd.(8.44)	32.72	47.21
Canara Robeco Bluechip Equity Fund	Aug 10	S&P BSE 100 - TRI	1.71	10,336	47	3.92%	2.60%	HDFC Bank Ltd.(9.11)	34.00	51.22
DSP Top 100 Equity Fund	Mar 03	S&P BSE 100 - TRI	2.03	3,016	337	3.98%	5.13%	ICICI Bank Ltd.(9.35)	36.28	55.29
Edelweiss Large Cap Fund	May 09	NIFTY 100 - TRI	2.38	558	64	11.42%	3.80%	HDFC Bank Ltd.(7.99)	28.83	44.90
Franklin India Bluechip Fund	Dec 93	NIFTY 100 - TRI	1.83	6,836	766	1.71%	2.90%	HDFC Bank Ltd.(8.8)	30.99	47.75
Groww Largecap Fund	Feb 12	NIFTY 100 - TRI	2.25	96	32	-0.80%	3.12%	ICICI Bank Ltd.(8.95)	30.07	46.83
HDFC Top 100 Fund	Sep 96	NIFTY 100 - TRI	1.69	26,391	870	6.33%	5.96%	ICICI Bank Ltd.(9.46)	35.27	56.14
HSBC Large Cap Fund	Dec 02	NIFTY 100 - TRI	2.17	1,552	360	1.29%	4.06%	HDFC Bank Ltd.(9.1)	33.70	51.22
ICICI Prudential Bluechip Fund	May 08	NIFTY 100 - TRI	1.58	41,833	79	8.00%	6.00%	ICICI Bank Ltd.(9.16)	34.56	52.71
Invesco India Largecap Fund	Aug 09	NIFTY 100 - TRI	2.23	805	50	0.59%	2.92%	HDFC Bank Ltd.(8.22)	30.71	45.18
ITI Large Cap Fund	Dec 20	NIFTY 100 - TRI	2.34	205	13	-0.61%	3.31%	HDFC Bank Ltd.(8.36)	31.81	46.38
JM Large Cap Fund	Apr 95	S&P BSE 100 - TRI	2.49	53	116	13.10%	6.14%	ICICI Bank Ltd.(7.12)	30.52	50.88
Kotak Bluechip Fund	Feb 03	NIFTY 100 - TRI	1.79	6,512	426	7.09%	3.96%	HDFC Bank Ltd.(8.01)	28.90	45.12
LIC MF Large Cap Fund	Mar 98	NIFTY 100 - TRI	2.17	1,298	43	85.39%	1.73%	HDFC Bank Ltd.(9.45)	34.00	51.00
Mahindra Manulife Large Cap Fund	Mar 19	NIFTY 100 - TRI	2.39	273	18	7.18%	5.16%	HDFC Bank Ltd.(8.31)	34.96	54.05
Mirae Asset Large Cap Fund	Apr 08	NIFTY 100 - TRI	1.54	35,684	88	0.38%	3.44%	HDFC Bank Ltd.(11.44)	40.56	56.95
Nippon India Large Cap Fund	Aug 07	S&P BSE 100 - TRI	1.71	16,634	66	12.62%	6.77%	HDFC Bank Ltd.(9.45)	31.90	50.40
PGIM India Large Cap Fund	Jan 03	NIFTY 100 - TRI	2.42	488	271	0.41%	1.70%	ICICI Bank Ltd.(8.38)	34.84	54.07
Quant Large Cap Fund	Aug 22	NIFTY 100 - TRI	2.39	322	11	7.39%	5.69%	Reliance Industries Ltd.(9.5)	42.91	69.66
SBI Blue Chip Fund	Jan 06	S&P BSE 100 - TRI	1.59	39,651	72	3.42%	2.67%	HDFC Bank Ltd.(9.62)	33.30	49.92
Sundaram Large Cap Fund	Oct 20	NIFTY 100 - TRI	1.91	3,103	17	1.35%	4.17%	HDFC Bank Ltd.(9.04)	37.04	54.87
Tata Large Cap Fund	May 98	NIFTY 100 - TRI	2.15	1,628	380	4.54%	3.58%	HDFC Bank Ltd.(12.9)	33.81	49.33
Taurus Largecap Equity Fund	Feb 95	S&P BSE 100 - TRI	2.61	37	117	5.64%	6.02%	HDFC Bank Ltd.(8.91)	31.94	54.57
Union Largecap Fund	May 17	S&P BSE 100 - TRI	2.53	255	19	1.98%	4.38%	ICICI Bank Ltd.(8.53)	33.73	49.50
UTI Master Share	Aug 05	S&P BSE 100 - TRI	1.73	11,458	214	1.34%	3.67%	HDFC Bank Ltd.(9.02)	33.45	50.21
White Oak Capital Large Cap Fund	Dec 22	S&P BSE 100 - TRI	2.38	348	11	2.81%	2.94%	ICICI Bank Ltd.(8.88)	30.59	45.87
Average			2.07			5.97%			33.58	51.33

Large & Mid Cap Fund

Scheme Name	Date of Inception	Benchmark #	^ Expense Ratio %	As on 29th September 2023		% Change over a quarter		% Exposure in Holdings*		
				Corpus in crs	NAV (Rs)	Corpus	NAV	Top Holding	Total of Top 5	Total of Top 10
Aditya Birla Sun Life Equity Advantage Fund	Feb 95	NIFTY LargeMidcap 250 - TRI	1.91	5,214	695	2.02%	6.34%	ICICI Bank Ltd.(5.94)	20.49	30.01
Axis Growth Opportunities Fund	Oct 18	NIFTY LargeMidcap 250 - TRI	1.73	9,779	23	3.62%	3.70%	Bajaj Finance Ltd.(9.29)	25.84	40.89
Bandhan Core Equity Fund	Aug 05	NIFTY LargeMidcap 250 - TRI	1.97	2,945	89	10.17%	9.92%	HDFC Bank Ltd.(7)	25.10	35.77
Bank of India Large & Mid Cap Equity Fund	Oct 08	S&P BSE 250 LargeMidCap Index - TRI	2.47	237	65	7.35%	7.64%	HDFC Bank Ltd.(9.01)	23.56	35.72
Baroda BNP Paribas Large & Mid Cap Fund	Sep 20	S&P BSE 250 LargeMidCap Index - TRI	2.30	855	19	10.54%	5.09%	HDFC Bank Ltd.(5.36)	19.87	34.42
Canara Robeco Emerging Equities Fund	Mar 05	NIFTY LargeMidcap 250 - TRI	1.65	18,063	182	3.92%	4.32%	ICICI Bank Ltd.(6.06)	20.91	34.47
DSP Equity Opportunities Fund	May 00	NIFTY LargeMidcap 250 - TRI	1.77	9,112	429	11.50%	8.86%	ICICI Bank Ltd.(5.58)	20.10	30.85
Edelweiss Large & Mid Cap Fund	Jun 07	NIFTY LargeMidcap 250 - TRI	1.98	2,247	62	9.78%	5.90%	HDFC Bank Ltd.(5.8)	17.25	26.45
Franklin India Equity Advantage Fund	Mar 05	NIFTY LargeMidcap 250 - TRI	2.04	2,856	138	3.22%	5.36%	HDFC Bank Ltd.(6.01)	20.30	32.46
HDFC Large and Mid Cap Fund	Feb 94	NIFTY LargeMidcap 250 - TRI	1.79	11,810	244	19.98%	9.49%	HDFC Bank Ltd.(5.27)	14.79	23.17
HSBC Large and Mid Cap Equity Fund	Mar 19	NIFTY LargeMidcap 250 - TRI	2.03	2,389	19	6.84%	7.21%	Larsen & Toubro Ltd.(4.02)	17.11	30.45
ICICI Prudential Large & Mid Cap Fund	Jul 98	NIFTY LargeMidcap 250 - TRI	1.80	9,177	683	6.93%	7.90%	ICICI Bank Ltd.(5.82)	22.33	36.50
Invesco India Growth Opportunities Fund	Aug 07	NIFTY LargeMidcap 250 - TRI	1.88	4,087	61	2.53%	5.86%	ICICI Bank Ltd.(3.99)	13.56	22.84
Kotak Equity Opportunities Fund	Sep 04	NIFTY LargeMidcap 250 - TRI	1.66	15,500	246	12.60%	7.60%	ICICI Bank Ltd.(4.27)	20.40	34.96
LIC MF Large & Mid Cap Fund	Feb 15	NIFTY LargeMidcap 250 - TRI	2.01	2,223	27	4.95%	7.03%	HDFC Bank Ltd.(5.51)	19.15	29.46
Mahindra Manulife Large & Mid Cap Fund	Dec 19	NIFTY LargeMidcap 250 - TRI	2.08	1,436	21	13.81%	9.24%	Reliance Industries Ltd.(3.77)	16.61	29.89
Mirae Asset Emerging Bluechip Fund	Jul 10	NIFTY LargeMidcap 250 - TRI	1.60	29,024	113	8.77%	8.11%	HDFC Bank Ltd.(6.78)	20.48	31.56
Motilal Oswal Large and Midcap Fund	Oct 19	NIFTY LargeMidcap 250 - TRI	1.97	2,338	21	27.80%	9.06%	Trent Ltd.(6.38)	26.04	46.68
Navi Large & Midcap Fund	Dec 15	S&P BSE 250 LargeMidCap Index - TRI	2.26	268	28	3.15%	4.60%	HDFC Bank Ltd.(5.92)	20.17	32.45
Nippon India Vision Fund	Oct 95	NIFTY LargeMidcap 250 - TRI	2.03	3,580	998	6.33%	7.55%	HDFC Bank Ltd.(6.69)	21.34	33.09
Quant Large & Mid Cap Fund	Dec 06	NIFTY LargeMidcap 250 - TRI	2.15	1,111	84	23.27%	9.83%	Reliance Industries Ltd.(8.32)	32.51	52.94
SBI Large & Midcap Fund	Feb 93	NIFTY LargeMidcap 250 - TRI	1.75	15,706	454	24.56%	5.26%	HDFC Bank Ltd.(4.57)	16.71	27.28
Sundaram Large & Midcap Fund	Feb 07	NIFTY LargeMidcap 250 - TRI	1.84	5,529	63	2.94%	5.91%	HDFC Bank Ltd.(5.41)	19.77	29.87
Tata Large & Mid Cap Fund	Feb 93	NIFTY LargeMidcap 250 - TRI	1.86	5,331	411	14.92%	5.20%	HDFC Bank Ltd.(6.87)	26.09	41.86
Union Large & Midcap Fund	Dec 19	S&P BSE 250 LargeMidCap Index - TRI	2.40	533	19	9.86%	6.66%	HDFC Bank Ltd.(4.66)	17.68	27.96
UTI Core Equity Fund	May 09	NIFTY LargeMidcap 250 - TRI	2.11	1,996	123	11.29%	8.44%	HDFC Bank Ltd.(8.68)	23.13	36.59
Average			1.96			10.10%			20.82	33.41

Flexi Cap Fund

Scheme Name	Date of Inception	Benchmark #	^ Expense Ratio %	As on 29th September 2023		% Change over a quarter		% Exposure in Holdings*		
				Corpus in crs	NAV (Rs)	Corpus	NAV	Top Holding	Total of Top 5	Total of Top 10
360 ONE Flexicap Fund	Jun 23	S&P BSE 500 - TRI	2.40	267	11	21.22%	5.83%	HDFC Bank Ltd.(7.6)	29.71	45.79
Aditya Birla SL Flexi Cap Fund	Aug 98	NIFTY 500 - TRI	1.71	17,685	1,301	3.88%	6.24%	ICICI Bank Ltd.(9.13)	30.51	46.86
Axis Flexi Cap Fund	Nov 17	NIFTY 500 - TRI	1.74	10,972	19	-3.40%	2.00%	Bajaj Finance Ltd.(9.45)	35.79	50.55
Bandhan Flexi Cap Fund	Sep 05	S&P BSE 500 - TRI	1.89	6,194	155	3.43%	5.96%	ICICI Bank Ltd.(8.37)	29.74	45.19
Bank of India Flexi Cap Fund	Jun 20	S&P BSE 500 - TRI	2.33	426	24	15.31%	12.04%	Nippon India ETF Nifty PSU Bank BeES(5.49)	19.79	34.06
Baroda BNP Paribas Flexi Cap Fund	Aug 22	NIFTY 500 - TRI	2.15	1,267	11	-8.54%	5.11%	HDFC Bank Ltd.(4.82)	20.29	35.67
Canara Rob Flexi Cap Fund	Sep 03	S&P BSE 500 - TRI	1.72	10,308	250	3.92%	2.76%	HDFC Bank Ltd.(8.12)	27.67	41.40
DSP Flexi Cap Fund	Jun 07	NIFTY 500 - TRI	1.78	9,150	77	6.84%	7.52%	Bajaj Finance Ltd.(8.33)	27.03	42.92
Edelweiss Flexi Cap Fund	Feb 15	NIFTY 500 - TRI	2.09	1,325	27	6.99%	4.09%	HDFC Bank Ltd.(8.02)	29.80	42.40
Franklin India Flexi Cap Fund	Sep 94	NIFTY 500 - TRI	1.77	12,141	1,175	9.02%	8.88%	ICICI Bank Ltd.(7.92)	30.99	47.31
HDFC Flexi Cap Fund	Jan 95	NIFTY 500 - TRI	1.59	39,794	1,335	9.49%	6.44%	ICICI Bank Ltd.(9.19)	33.63	55.05
HSBC Flexi Cap Fund	Feb 04	NIFTY 500 - TRI	1.98	3,612	154	5.73%	7.64%	HDFC Bank Ltd.(5.58)	21.49	34.46
ICICI Prudential Flexicap Fund	Jul 21	S&P BSE 500 - TRI	1.72	12,242	13	2.46%	4.62%	TVS Motor Company Ltd.(9.78)	36.60	55.24
Invesco India Flexi Cap Fund	Feb 22	S&P BSE 500 - TRI	2.15	1,113	12	8.07%	6.31%	ICICI Bank Ltd.(8.67)	26.71	39.21
ITI Flexi Cap Fund	Feb 23	NIFTY 500 - TRI	2.34	390	12	44.53%	7.86%	HDFC Bank Ltd.(5.45)	17.35	27.58
JM Flexicap Fund	Sep 08	S&P BSE 500 - TRI	2.36	641	68	61.22%	9.51%	ICICI Bank Ltd.(4.84)	21.30	37.03
Kotak Flexicap Fund	Sep 09	NIFTY 500 - TRI	1.52	40,685	62	3.69%	5.80%	ICICI Bank Ltd.(7.7)	27.26	47.79
LIC MF Flexi Cap Fund	Mar 98	NIFTY 500 - TRI	2.36	871	78	97.24%	6.64%	HDFC Bank Ltd.(8.48)	28.46	41.43
Mahindra Manulife Flexi Cap Fund	Aug 21	NIFTY 500 - TRI	2.14	1,052	12	5.70%	6.81%	HDFC Bank Ltd.(8.5)	31.10	45.47
Mirae Asset Flexi Cap Fund	Feb 23	NIFTY 500 - TRI	2.14	1,204	12	26.02%	5.68%	HDFC Bank Ltd.(8.05)	26.36	38.49
Motilal Oswal Flexi Cap Fund	Apr 14	NIFTY 500 - TRI	1.77	8,152	39	-3.51%	8.48%	Zomato Ltd.(12.08)	45.66	70.99
Navi Flexi Cap Fund	Jul 18	NIFTY 500 - TRI	2.29	236	19	5.86%	6.18%	ICICI Bank Ltd.(5.9)	26.56	42.09
Nippon India Flexi Cap Fund	Aug 21	NIFTY 500 - TRI	1.82	4,896	13	9.86%	9.26%	HDFC Bank Ltd.(7.84)	25.10	38.16
Parag Parikh Flexi Cap Fund	May 13	NIFTY 500 - TRI	1.41	42,785	58	13.49%	5.18%	HDFC Bank Ltd.(7.94)	32.83	57.76
PGIM India Flexi Cap Fund	Mar 15	NIFTY 500 - TRI	1.78	5,816	28	-1.25%	1.71%	ICICI Bank Ltd.(9.05)	32.75	45.96
Quant Flexi Cap Fund	Sep 08	NIFTY 500 - TRI	2.03	2,109	72	30.86%	9.05%	Reliance Industries Ltd.(9.24)	27.59	44.10
Samco Flexi Cap Fund	Feb 22	NIFTY 500 - TRI	2.27	767	11	0.33%	5.78%	Bajaj Finance Ltd.(9.16)	39.20	64.62
SBI Flexicap Fund	Sep 05	S&P BSE 500 - TRI	1.73	18,030	86	3.34%	4.13%	ICICI Bank Ltd.(7.98)	27.40	42.22
Shriram Flexi Cap Fund	Sep 18	NIFTY 500 - TRI	2.55	61	16	-2.98%	5.88%	HDFC Bank Ltd.(4.64)	16.50	26.58
Sundaram Flexi Cap Fund	Sep 22	NIFTY 500 - TRI	1.94	2,089	11	0.70%	5.14%	HDFC Bank Ltd.(8.4)	27.79	40.30
Tata Flexi Cap Fund	Sep 18	NIFTY 500 - TRI	1.99	2,406	18	4.97%	6.90%	HDFC Bank Ltd.(7.91)	22.18	34.34
Taurus Flexi Cap Fund	Jan 94	S&P BSE 500 - TRI	2.64	286	175	9.98%	10.72%	HDFC Bank Ltd.(7.71)	29.24	48.43
Union Flexi Cap Fund	Jun 11	S&P BSE 500 - TRI	2.09	1,634	39	6.52%	6.42%	ICICI Bank Ltd.(7.07)	25.64	37.49
UTI Flexi Cap Fund	Aug 05	NIFTY 500 - TRI	1.63	25,452	257	-2.23%	2.58%	HDFC Bank Ltd.(6.35)	28.39	44.44
White Oak Capital Flexi Cap Fund	Aug 22	S&P BSE 500 - TRI	1.96	2,180	12	48.97%	7.20%	ICICI Bank Ltd.(8.15)	26.46	37.25
Average			1.99			12.79%			28.14	43.68

Multi Cap Fund

Scheme Name	Date of Inception	Benchmark #	^ Expense Ratio %	As on 29th September 2023		% Change over a quarter		% Exposure in Holdings*		
				Corpus in crs	NAV (Rs)	Corpus	NAV	Top Holding	Total of Top 5	Total of Top 10
Aditya Birla SL Multi Cap Fund	May 21	Nifty500 Multicap 50:25:25 - TRI	1.86	4,514	15	9.82%	6.90%	ICICI Bank Ltd.(4.92)	18.25	28.87
Axis Multicap Fund	Dec 21	Nifty500 Multicap 50:25:25 - TRI	1.86	4,373	12	-0.30%	7.73%	ICICI Bank Ltd.(6.01)	22.12	36.93
Bandhan Multi Cap Fund	Dec 21	Nifty500 Multicap 50:25:25 - TRI	2.07	1,553	13	11.18%	7.34%	HDFC Bank Ltd.(3.73)	12.92	22.17
Bank of India Multi Cap Fund	Mar 23	Nifty500 Multicap 50:25:25 - TRI	2.52	298	13	25.61%	11.36%	HDFC Bank Ltd.(5.29)	18.32	28.95
Baroda BNP Paribas Multi Cap Fund	Sep 03	Nifty500 Multicap 50:25:25 - TRI	2.11	1,888	199	4.63%	5.25%	ICICI Bank Ltd.(4.36)	16.13	27.30
HDFC Multi Cap Fund	Dec 21	Nifty500 Multicap 50:25:25 - TRI	1.76	8,834	14	24.38%	9.19%	HDFC Bank Ltd.(6.14)	16.47	23.62
HSBC Multi Cap Fund	Jan 23	Nifty500 Multicap 50:25:25 - TRI	2.07	1,754	13	20.80%	11.74%	Larsen & Toubro Ltd.(2.93)	13.29	24.29
ICICI Pru Multicap Fund	Oct 94	Nifty500 Multicap 50:25:25 - TRI	1.82	8,837	559	10.85%	7.81%	ICICI Bank Ltd.(6.48)	17.35	27.75
Invesco India Multicap Fund	Mar 08	Nifty500 Multicap 50:25:25 - TRI	1.95	2,743	93	6.05%	8.77%	ICICI Bank Ltd.(4.77)	18.00	29.37
ITI Multicap Fund	May 19	Nifty500 Multicap 50:25:25 - TRI	2.29	665	17	11.66%	9.60%	HDFC Bank Ltd.(3.92)	13.44	21.76
Kotak Multicap Fund	Sep 21	Nifty500 Multicap 50:25:25 - TRI	1.76	6,316	13	25.90%	11.82%	Maruti Suzuki India Ltd.(6.45)	20.84	32.47
LIC MF Multi Cap Fund	Oct 22	Nifty500 Multicap 50:25:25 - TRI	2.32	662	12	16.41%	6.75%	HDFC Bank Ltd.(4.48)	15.87	25.47
Mahindra Manulife Multi Cap Badhat Yojana	May 17	Nifty500 Multicap 50:25:25 - TRI	1.98	2,203	25	19.40%	10.26%	Reliance Industries Ltd.(3.76)	16.35	28.53
Nippon India Multi Cap Fund	Mar 05	Nifty500 Multicap 50:25:25 - TRI	1.69	20,930	210	20.01%	10.57%	HDFC Bank Ltd.(6.56)	20.35	32.85
Quant Active Fund	Mar 01	Nifty500 Multicap 50:25:25 - TRI	1.82	6,018	510	25.71%	9.74%	Reliance Industries Ltd.(5.59)	25.24	41.03
SBI Multicap Fund	Mar 22	Nifty500 Multicap 50:25:25 - TRI	1.80	13,254	12	5.87%	6.71%	TVS Motor Company Ltd.(5.74)	22.57	39.13
Sundaram Multi Cap Fund	Oct 00	Nifty500 Multicap 50:25:25 - TRI	2.06	2,101	279	5.81%	8.54%	ICICI Bank Ltd.(6.16)	22.15	34.76
Tata Multicap Fund	Feb 23	Nifty500 Multicap 50:25:25 - TRI	1.95	2,471	12	15.94%	7.92%	HDFC Bank Ltd.(4.32)	15.56	26.75
Union Multicap Fund	Dec 22	Nifty500 Multicap 50:25:25 - TRI	2.38	607	12	15.06%	8.92%	ICICI Bank Ltd.(3.52)	15.32	24.51
Average			2.00			14.46%			17.92	29.29

Mid Cap Fund

Scheme Name	Date of Inception	Benchmark #	Expense Ratio %	As on 29th September 2023		% Change over a quarter		% Exposure in Holdings*		
				Corpus in crs	NAV (Rs)	Corpus	NAV	Top Holding	Total of Top 5	Total of Top 10
Aditya Birla Sun Life Midcap Fund	Oct 02	Nifty Midcap 150 - TRI	1.94	4,416	569	12.05%	12.40%	Gujarat Fluorochemicals Ltd.(3.16)	14.53	26.94
Axis MidCap Fund	Feb 11	S&P BSE 150 MidCap - TRI	1.61	22,656	79	4.02%	5.15%	Cholamandalam Investment and Finance Company Ltd.(4.78)	19.09	33.66
Bandhan Midcap Fund	Aug 22	S&P BSE 150 MidCap - TRI	2.23	874	12	13.94%	9.38%	CG Power and Industrial Solutions Ltd.(3.36)	15.04	27.81
Baroda BNP Paribas Mid Cap Fund	May 06	Nifty Midcap 150 - TRI	2.07	1,514	72	11.99%	10.90%	Indian Bank(3.08)	13.17	24.30
Canara Rob Mid Cap Fund	Dec 22	S&P BSE 150 MidCap - TRI	2.06	1,590	12	19.25%	7.39%	Polycab India Ltd.(3.93)	17.26	32.24
DSP Mid Cap Fund	Nov 06	Nifty Midcap 150 - TRI	1.72	15,029	106	7.94%	12.33%	The Phoenix Mills Ltd.(4.71)	20.76	36.26
Edelweiss Mid Cap Fund	Dec 07	Nifty Midcap 150 - TRI	1.86	3,798	63	16.83%	8.38%	Persistent Systems Ltd.(4.13)	18.43	31.52
Franklin India Prima Fund	Dec 93	Nifty Midcap 150 - TRI	1.80	8,781	1,841	5.00%	8.05%	The Federal Bank Ltd.(3.93)	13.93	25.39
HDFC Mid Cap Opportunities Fund	Jun 07	Nifty Midcap 150 - TRI	1.53	48,686	132	13.93%	10.95%	The Indian Hotels Company Ltd.(3.97)	16.58	29.93
HSBC Midcap Fund	Aug 04	Nifty Midcap 150 - TRI	1.77	8,151	256	8.32%	12.04%	Ratnamani Metals & Tubes Ltd.(3.33)	13.69	24.51
ICICI Prudential MidCap Fund	Oct 04	Nifty Midcap 150 - TRI	1.95	4,397	194	9.96%	9.33%	Lupin Ltd.(4.01)	17.51	31.34
Invesco India Midcap Fund	Apr 07	S&P BSE 150 MidCap - TRI	1.89	3,479	108	10.44%	7.83%	Trent Ltd.(2.97)	12.46	23.11
ITI Mid Cap Fund	Mar 21	Nifty Midcap 150 - TRI	2.32	536	14	10.30%	10.31%	Union Bank Of India(3.1)	13.36	23.28
JM Midcap Fund	Nov 22	Nifty Midcap 150 - TRI	2.31	499	13	183.52%	14.60%	REC Ltd.(4.22)	18.69	33.85
Kotak Emerging Equity Fund	Mar 07	Nifty Midcap 150 - TRI	1.52	33,918	92	13.98%	8.93%	Supreme Industries Ltd.(4.66)	17.30	30.50
LIC MF Midcap Fund	Jan 17	Nifty Midcap 150 - TRI	2.50	208	20	5.65%	9.32%	UNO Minda Ltd.(4.21)	17.15	30.58
Mahindra Manulife Mid Cap Fund	Jan 18	Nifty Midcap 150 - TRI	2.07	1,570	23	21.20%	14.11%	REC Ltd.(3.12)	14.45	25.07
Mirae Asset Midcap Fund	Jul 19	Nifty Midcap 150 - TRI	1.71	12,173	26	15.19%	12.19%	The Federal Bank Ltd.(3.59)	14.51	25.91
Motilal Oswal Midcap Fund	Feb 14	Nifty Midcap 150 - TRI	1.79	5,953	63	20.03%	7.50%	JIO Financial Services Ltd.(9.32)	41.40	69.62
Nippon India Growth Fund	Oct 95	Nifty Midcap 150 - TRI	1.69	19,247	2,768	17.70%	12.28%	Cholamandalam Financial Holdings Ltd.(4.12)	15.95	26.37
PGIM India Midcap Opportunities Fund	Dec 13	Nifty Midcap 150 - TRI	1.71	9,342	48	4.20%	3.88%	Cholamandalam Investment and Finance Company Ltd.(3.03)	14.19	25.88
Quant Mid Cap Fund	Feb 01	Nifty Midcap 150 - TRI	1.92	3,140	166	43.51%	15.85%	Reliance Industries Ltd.(7.6)	29.19	48.50
SBI Magnum MidCap Fund	Mar 05	Nifty Midcap 150 - TRI	1.78	13,245	181	18.97%	7.24%	CRISIL Ltd.(4.15)	18.49	32.91
Sundaram Mid Cap Fund	Jul 02	Nifty Midcap 100 - TRI	1.80	8,777	917	10.05%	11.30%	The Federal Bank Ltd.(3.71)	15.79	27.88
Tata Mid Cap Growth Fund	Jul 94	Nifty Midcap 150 - TRI	2.01	2,519	312	17.55%	12.05%	IDFC First Bank Ltd.(4.17)	17.32	30.22
Taurus Discovery (Midcap) Fund	Sep 94	Nifty Midcap 150 - TRI	2.57	102	98	15.73%	12.31%	AMI Organics Ltd.(6.47)	24.42	40.75
Union Midcap Fund	Mar 20	S&P BSE 150 MidCap - TRI	2.25	844	34	16.82%	8.50%	Escorts Kubota Ltd.(3.52)	15.28	27.52
UTI Mid Cap Fund	Jul 05	Nifty Midcap 150 - TRI	1.76	8,974	228	9.05%	8.53%	Cholamandalam Investment and Finance Company Ltd.(3.15)	12.90	23.35
White Oak Capital Mid Cap Fund	Sep 22	S&P BSE 150 MidCap - TRI	2.11	1,068	13	41.48%	11.00%	CG Power and Industrial Solutions Ltd.(3.95)	16.36	26.82
Average			1.94			20.24%			17.56	30.90

Small Cap Fund

Scheme Name	Date of Inception	Benchmark #	Expense Ratio %	As on 29th September 2023		% Change over a quarter		% Exposure in Holdings*		
				Corpus in crs	NAV (Rs)	Corpus	NAV	Top Holding	Total of Top 5	Total of Top 10
Aditya Birla Sun Life Small Cap Fund	May 07	S&P BSE 250 Small Cap - TRI	1.89	4,631	67	24.71%	12.04%	Cholamandalam Financial Holdings Ltd.(2.69)	11.12	20.06
Axis Small Cap Fund	Nov 13	Nifty Smallcap 250 - TRI	1.66	16,175	77	13.50%	7.63%	Narayana Hrudayalaya Ltd.(4.53)	17.50	30.77
Bandhan Emerging Businesses Fund	Feb 20	S&P BSE 250 Small Cap - TRI	2.00	2,161	28	23.74%	16.69%	Power Finance Corporation Ltd.(2.43)	9.84	17.52
Bank of India Small Cap Fund	Dec 18	Nifty Smallcap 250 - TRI	2.33	685	34	26.55%	12.81%	Lemon Tree Hotels Ltd.(3.54)	15.35	28.89
Canara Robeco Small Cap Fund	Feb 19	Nifty Smallcap 250 - TRI	1.73	7,821	30	18.73%	8.89%	KEI Industries Ltd.(2.69)	11.55	20.67
DSP Small Cap Fund	Jun 07	S&P BSE 250 Small Cap - TRI	1.75	12,098	145	12.39%	11.07%	Cyient Ltd.(4.62)	15.84	26.81
Edelweiss Small Cap Fund	Feb 19	Nifty Smallcap 250 - TRI	1.95	2,455	32	26.16%	11.28%	APL Apollo Tubes Ltd.(3.23)	14.81	25.69
Franklin India Smaller Companies Fund	Jan 06	Nifty Smallcap 250 - TRI	1.79	9,719	126	13.32%	12.39%	Equitas Small Finance Bank Ltd.(4.43)	16.02	27.39
HDFC Small Cap Fund	Apr 08	S&P BSE 250 Small Cap - TRI	1.65	23,251	105	22.38%	11.92%	Sonata Software Ltd.(4.33)	17.29	29.21
HSBC Small Cap Fund	May 14	Nifty Smallcap 250 - TRI	1.73	11,650	62	15.01%	13.03%	Apar Industries Ltd.(3.5)	13.41	23.65
ICICI Prudential Smallcap Fund	Oct 07	Nifty Smallcap 250 - TRI	1.83	6,054	68	0.11%	9.24%	Cyient Ltd.(3.89)	15.84	27.88
Invesco India Smallcap Fund	Oct 18	S&P BSE 250 Small Cap - TRI	1.91	2,761	27	31.12%	9.05%	Equitas Small Finance Bank Ltd.(3.03)	12.74	23.92
ITI Small Cap Fund	Feb 20	Nifty Smallcap 250 - TRI	2.00	1,650	19	27.42%	11.98%	Jindal Stainless Ltd.(2.61)	9.52	16.63
Kotak Small Cap Fund	Feb 05	Nifty Smallcap 250 - TRI	1.68	12,440	199	14.87%	7.86%	Cyient Ltd.(3.92)	16.50	27.98
LIC MF Small Cap Fund	Jun 17	Nifty Smallcap 250 - TRI	2.50	170	22	5.75%	7.74%	Garware Hi-Tech Films Ltd.(5.31)	19.72	32.40
Mahindra Manulife Small Cap Fund	Dec 22	S&P BSE 250 Small Cap - TRI	1.94	2,150	13	146.74%	15.33%	Reliance Industries Ltd.(2.94)	12.09	22.04
Nippon India Small Cap Fund	Sep 10	Nifty Smallcap 250 - TRI	1.55	37,374	123	17.00%	12.54%	Tube Investments of India Ltd.(2.61)	8.89	15.12
PGIM India Small Cap Fund	Jul 21	Nifty Smallcap 250 - TRI	2.03	1,709	12	-21.95%	7.85%	CSB Bank Ltd.(2.84)	13.46	26.20
Quant Small Cap Fund	Oct 96	Nifty Smallcap 250 - TRI	1.76	9,089	183	63.32%	14.20%	Reliance Industries Ltd.(5.15)	17.89	29.71
SBI Small Cap Fund	Sep 09	S&P BSE 250 Small Cap - TRI	1.69	21,320	134	14.47%	9.26%	Blue Star Ltd.(3.86)	14.65	26.96
Sundaram Small Cap Fund	Feb 05	Nifty Smallcap 100 - TRI	1.99	2,653	193	13.24%	12.18%	KEI Industries Ltd.(3.16)	15.06	27.14
Tata Small Cap Fund	Nov 18	Nifty Smallcap 250 - TRI	1.76	6,135	29	17.22%	8.07%	IDFC Ltd.(4.2)	15.97	28.20
Union Small Cap Fund	Jun 14	S&P BSE 250 Small Cap - TRI	2.20	1,103	38	23.91%	14.49%	JB Chemicals & Pharmaceuticals Ltd.(3.11)	13.54	24.71
UTI Small Cap Fund	Dec 20	Nifty Smallcap 250 - TRI	1.87	3,179	19	12.04%	9.34%	Cholamandalam Financial Holdings Ltd.(2.34)	10.64	19.75
Average			1.88			23.41%			14.13	24.97

Focused Fund

Scheme Name	Date of Inception	Benchmark #	^ Expense Ratio %	As on 29th September 2023		% Change over a quarter		% Exposure in Holdings*		
				Corpus in crs	NAV (Rs)	Corpus	NAV	Top Holding	Total of Top 5	Total of Top 10
360 ONE Focused Equity Fund	Oct 14	S&P BSE 500 - TRI	1.88	4,630	36	13.32%	5.60%	ICICI Bank Ltd.(8.28)	33.55	54.24
Aditya Birla Sun Life Focused Equity Fund	Oct 05	NIFTY 500 - TRI	1.85	6,243	103	1.55%	4.89%	HDFC Bank Ltd.(9.51)	36.65	57.49
Axis Focused 25 Fund	Jun 12	NIFTY 500 - TRI	1.70	14,377	42	-9.53%	0.43%	Bajaj Finance Ltd.(9.38)	37.75	58.19
Bandhan Focused Equity Fund	Mar 06	S&P BSE 500 - TRI	2.14	1,331	60	-1.05%	1.75%	ICICI Bank Ltd.(9.64)	33.78	51.54
Baroda BNP Paribas Focused Fund	Oct 17	NIFTY 500 - TRI	2.36	436	17	16.45%	6.34%	Larsen & Toubro Ltd.(7.2)	28.64	50.89
Canara Rob Focused Equity Fund	May 21	S&P BSE 500 - TRI	2.02	1,953	14	3.15%	3.82%	HDFC Bank Ltd.(8.46)	32.49	52.04
DSP Focus Fund	Jun 10	NIFTY 500 - TRI	2.10	1,987	39	4.95%	8.10%	Bajaj Finance Ltd.(7.5)	25.59	44.50
Edelweiss Focused Equity Fund	Aug 22	NIFTY 500 - TRI	2.35	603	12	6.05%	3.74%	HDFC Bank Ltd.(8.46)	34.00	52.06
Franklin India Focused Equity Fund	Jul 07	NIFTY 500 - TRI	1.80	9,529	80	5.06%	5.28%	HDFC Bank Ltd.(8.69)	33.68	54.94
HDFC Focused 30 Fund	Sep 04	NIFTY 500 - TRI	1.81	6,723	154	26.65%	5.86%	ICICI Bank Ltd.(8.92)	32.60	51.57
HSBC Focused Fund	Jul 20	NIFTY 500 - TRI	2.15	1,424	19	1.10%	6.46%	ICICI Bank Ltd.(9.36)	33.66	52.34
ICICI Prudential Focused Equity Fund	May 09	S&P BSE 500 - TRI	1.85	5,383	60	18.47%	5.76%	ICICI Bank Ltd.(8.5)	33.45	52.93
Invesco India Focused 20 Equity Fund	Sep 20	S&P BSE 500 - TRI	2.06	1,754	17	1.46%	7.35%	Larsen & Toubro Ltd.(9.52)	40.28	64.66
ITI Focused Equity Fund	Jun 23	NIFTY 500 - TRI	2.34	238	11	17.84%	4.87%	HDFC Bank Ltd.(6.54)	24.26	40.86
JM Focused Fund	Mar 08	S&P BSE 500 - TRI	2.47	55	15	14.68%	9.08%	ITC Ltd.(5.63)	22.49	40.64
Kotak Focused Equity Fund	Jul 19	NIFTY 500 - TRI	1.93	2,757	18	2.37%	3.99%	HDFC Bank Ltd.(7.96)	28.69	47.65
LIC MF Focused 30 Equity Fund	Nov 17	NIFTY 500 - TRI	2.51	127	17	-3.68%	3.43%	HDFC Bank Ltd.(8.31)	31.96	54.48
Mahindra Manulife Focused Equity Yojana	Nov 20	NIFTY 500 - TRI	2.20	879	19	13.62%	10.03%	Reliance Industries Ltd.(7.93)	33.98	53.76
Mirae Asset Focused Fund	May 19	NIFTY 500 - TRI	1.75	9,161	21	-0.45%	3.80%	HDFC Bank Ltd.(9.54)	37.40	56.24
Motilal Oswal Focused 25 Fund	May 13	NIFTY 500 - TRI	2.09	1,672	36	-1.13%	1.61%	Star Health and Allied Insurance Company Ltd.(6.65)	28.85	51.76
Nippon India Focused Equity Fund	Dec 06	S&P BSE 500 - TRI	1.86	7,141	94	9.77%	9.88%	HDFC Bank Ltd.(8.02)	32.05	51.22
Quant Focused Fund	Aug 08	NIFTY 500 - TRI	2.38	394	65	25.82%	6.63%	Reliance Industries Ltd.(9.71)	39.58	63.44
SBI Focused Equity Fund	Oct 04	S&P BSE 500 - TRI	1.63	29,772	262	2.70%	5.79%	HDFC Bank Ltd.(9.07)	38.01	64.25
Sundaram Select Focus Fund	Nov 05	NIFTY 500 - TRI	2.31	922	125	5.18%	4.64%	HDFC Bank Ltd.(8.51)	32.48	50.13
Tata Focused Equity Fund	Dec 19	NIFTY 500 - TRI	2.09	1,402	18	5.42%	6.93%	HDFC Bank Ltd.(8.35)	32.19	52.95
Union Focused Fund	Aug 19	S&P BSE 500 - TRI	2.49	356	20	2.26%	5.52%	ICICI Bank Ltd.(6.96)	30.86	49.64
UTI Focused Equity Fund	Aug 21	NIFTY 500 - TRI	1.95	2,298	12	-6.20%	3.72%	HDFC Bank Ltd.(8.85)	32.67	51.82
Average			2.08			6.51%			32.65	52.82

Value Fund

Scheme Name	Date of Inception	Benchmark #	^ Expense Ratio %	As on 29th September 2023		% Change over a quarter		% Exposure in Holdings*		
				Corpus in crs	NAV (Rs)	Corpus	NAV	Top Holding	Total of Top 5	Total of Top 10
Aditya Birla Sun Life Pure Value Fund	Mar 08	NIFTY 500 - TRI	1.92	4,854	94	12.79%	14.62%	Ramkrishna Forgings Ltd.(4.56)	18.99	32.45
Axis Value Fund	Sep 21	NIFTY 500 - TRI	2.45	342	13	18.31%	8.03%	Tata Motors Ltd.(4.56)	18.89	31.62
Bandhan Sterling Value Fund	Mar 08	S&P BSE 500 - TRI	1.81	6,847	112	11.83%	7.97%	Axis Bank Ltd.(4.54)	17.86	30.18
Baroda BNP Paribas Value Fund	Jun 23	NIFTY 500 - TRI	2.02	1,555	11	0.27%	6.06%	HDFC Bank Ltd.(6.67)	22.16	35.36
Canara Robeco Value Fund	Sep 21	S&P BSE 500 - TRI	2.21	937	13	6.44%	5.35%	HDFC Bank Ltd.(8.3)	28.96	43.75
DSP Value Fund	Dec 20	NIFTY500 Value 50 - TRI	1.72	657	15	3.10%	4.58%	Berkshire Hathway Inc(6.99)	20.38	33.82
Groww Value Fund	Sep 15	NIFTY 500 - TRI	2.25	11	20	7.99%	8.55%	NTPC Ltd.(6.33)	27.48	46.84
HDFC Capital Builder Value Fund	Feb 94	NIFTY 500 - TRI	1.90	5,778	515	0.94%	6.12%	HDFC Bank Ltd.(9.18)	34.42	50.95
HSBC Value Fund	Jan 10	NIFTY 500 - TRI	1.77	9,519	75	11.27%	12.31%	ICICI Bank Ltd.(4.63)	19.61	32.48
ICICI Prudential Value Discovery Fund	Aug 04	NIFTY 500 - TRI	1.64	33,939	329	10.53%	9.01%	HDFC Bank Ltd.(7.36)	32.94	51.06
ITI Value Fund	Jun 21	NIFTY 500 - TRI	2.35	140	12	3.96%	8.54%	Reliance Industries Ltd.(6.33)	20.28	33.13
JM Value Fund	Jun 97	S&P BSE 500 - TRI	2.51	256	70	36.45%	13.15%	ITC Ltd.(3.82)	17.43	32.08
LIC MF Long Term Value Fund	Aug 18	NIFTY 500 - TRI	2.51	96	18	0.05%	6.60%	State Bank Of India(8.21)	32.56	50.11
Nippon India Value Fund	Jun 05	NIFTY 500 - TRI	1.90	5,712	152	7.42%	8.76%	ICICI Bank Ltd.(5.96)	23.91	36.36
Quant Value Fund	Nov 21	NIFTY 500 - TRI	2.28	784	13	11.21%	8.32%	JIO Financial Services Ltd.(7.73)	29.12	49.61
Quantum Long Term Equity Value Fund	Mar 06	S&P BSE 500 - TRI	1.10	924	93	2.41%	6.09%	HDFC Bank Ltd.(8.76)	28.92	47.97
Tata Equity P/E Fund	Jun 04	NIFTY 500 - TRI	1.84	6,093	249	5.48%	6.73%	HDFC Bank Ltd.(6.12)	26.20	44.81
Templeton India Value Fund	Sep 03	NIFTY 500 - TRI	2.17	1,352	536	19.01%	9.04%	HDFC Bank Ltd.(6.77)	22.79	38.49
Union Value Discovery Fund	Dec 18	NIFTY500 Value 50 - TRI	2.49	176	21	7.80%	8.50%	HDFC Bank Ltd.(5.81)	21.87	37.85
UTI Value Opportunities Fund	Jul 05	NIFTY 500 - TRI	1.83	7,641	118	4.20%	6.41%	HDFC Bank Ltd.(9.19)	29.42	42.14
Average			2.03			9.07%			24.71	40.05

Contra Fund

Scheme Name	Date of Inception	Benchmark #	^ Expense Ratio %	As on 29th September 2023		% Change over a quarter		% Exposure in Holdings*		
				Corpus in crs	NAV (Rs)	Corpus	NAV	Top Holding	Total of Top 5	Total of Top 10
Invesco India Contra Fund	Apr 07	S&P BSE 500 - TRI	1.70	11,454	92	8.03%	7.32%	Infosys Ltd.(7.76)	27.57	38.66
Kotak India EQ Contra Fund	Jul 05	NIFTY500 Value 50 - TRI	2.05	1,861	103	10.24%	6.62%	HDFC Bank Ltd.(4.84)	17.55	29.94
SBI Contra Fund	Jul 99	S&P BSE 500 - TRI	1.73	16,337	280	37.69%	9.37%	ICICI Bank Ltd.(3.08)	18.68	18.65%
Average			1.83			18.65%			21.27	32.40

Dividend Yield Fund

Scheme Name	Date of Inception	Benchmark #	^ Expense Ratio %	As on 29th September 2023		% Change over a quarter		% Exposure in Holdings*		
				Corpus in crs	NAV (Rs)	Corpus	NAV	Top Holding	Total of Top 5	Total of Top 10
Aditya Birla Sun Life Dividend Yield Fund	Feb 03	NIFTY 500 - TRI	2.33	1026	327	9.97%	10.50%	Infosys Ltd.(6.69)	23.30	36.58
HDFC Dividend Yield Fund	Dec 20	NIFTY 500 - TRI	1.88	3763	19	11.16%	10.39%	HDFC Bank Ltd.(6.23)	21.49	37.05
ICICI Prudential Dividend Yield Equity Fund	May 14	NIFTY 500 - TRI	2.02	2458	35	32.96%	9.81%	NTPC Ltd.(8.63)	31.54	47.08
LIC MF Dividend Yield Fund	Dec 18	NIFTY 500 - TRI	2.49	90	20	0.68%	7.40%	Infosys Ltd.(6.98)	26.68	45.17
SBI Dividend Yield Fund	Mar 23	NIFTY 500 - TRI	1.88	5256	12	17.63%	4.94%	HDFC Bank Ltd.(8.96)	29.11	44.38
Sundaram Dividend Yield Fund	Oct 04	NIFTY 500 - TRI	2.39	597	102	20.64%	6.97%	NTPC Ltd.(4.93)	20.71	33.13
Tata Dividend Yield Fund	May 21	Nifty Dividend Opportunities 50 - TRI	2.32	598	14	16.78%	9.12%	Bharat Electronics Ltd.(5.12)	20.42	35.07
Templeton India Equity Income Fund	May 06	NIFTY 500 - TRI	2.18	1610	99	7.44%	6.53%	NTPC Ltd.(5.8)	23.65	43.93
UTI Dividend Yield Fund	May 05	NIFTY 500 - TRI	2.03	3183	123	6.38%	9.12%	Infosys Ltd.(6.31)	22.87	38.87
Average			2.17			13.74%			24.42	40.14

ELSS

Scheme Name	Date of Inception	Benchmark #	^ Expense Ratio %	As on 29th September 2023		% Change over a quarter		% Exposure in Holdings*		
				Corpus in crs	NAV (Rs)	Corpus	NAV	Top Holding	Total of Top 5	Total of Top 10
360 ONE ELSS Nifty 50 Tax Saver Index Fund	Dec 22	NIFTY 50 - TRI	0.52	46	11	9.54%	2.45%	HDFC Bank Ltd.(13.18)	40.53	57.88
Aditya Birla Sun Life Tax Relief 96	Mar 08	NIFTY 500 - TRI	1.69	14,174	45	1.30%	5.05%	ICICI Bank Ltd.(8.01)	29.43	44.79
Axis Long Term Equity Fund	Dec 09	NIFTY 500 - TRI	1.55	31,887	72	-1.36%	1.30%	Bajaj Finance Ltd.(9.09)	35.74	58.72
Bandhan Tax Advantage (ELSS) Fund	Dec 08	S&P BSE 500 - TRI	1.79	5,160	120	8.03%	6.93%	ICICI Bank Ltd.(7.01)	24.63	37.50
Bank of India Tax Advantage Fund	Feb 09	S&P BSE 500 - TRI	2.25	889	120	12.22%	10.47%	State Bank Of India(4.98)	20.39	35.08
Baroda BNP Paribas ELSS Fund	Jan 06	NIFTY 500 - TRI	2.32	726	66	1.64%	4.19%	HDFC Bank Ltd.(7.01)	24.51	35.31
Canara Robeco Equity Tax Saver Fund	Feb 09	S&P BSE 500 - TRI	1.74	6,140	130	6.78%	3.41%	HDFC Bank Ltd.(8.67)	27.11	39.50
DSP Tax Saver Fund	Jan 07	NIFTY 500 - TRI	1.69	12,086	97	6.93%	7.84%	ICICI Bank Ltd.(6.57)	24.02	37.18
Edelweiss Long Term Equity Fund (Tax Savings)	Dec 08	NIFTY 500 - TRI	2.33	260	81	5.27%	3.72%	HDFC Bank Ltd.(8.3)	30.81	45.84
Franklin India Taxshield	Apr 99	NIFTY 500 - TRI	1.85	5,356	1,059	6.52%	8.87%	ICICI Bank Ltd.(8.18)	31.51	48.54
Groww ELSS Tax Saver Fund	Dec 17	S&P BSE 500 - TRI	2.25	38	15	-0.59%	4.03%	ICICI Bank Ltd.(8.13)	26.85	42.20
HDFC Tax saver	Mar 96	NIFTY 500 - TRI	1.75	11,502	954	5.23%	6.63%	HDFC Bank Ltd.(9.29)	35.35	58.27
HSBC ELSS Fund	Feb 06	NIFTY 500 - TRI	1.92	3,316	92	0.82%	3.88%	HDFC Bank Ltd.(7.4)	25.60	40.46
ICICI Prudential Long Term Equity Fund	Aug 99	NIFTY 500 - TRI	1.74	11,337	682	3.41%	4.65%	ICICI Bank Ltd.(8.14)	29.94	49.57
Invesco India Tax Plan	Dec 06	S&P BSE 500 - TRI	1.97	2,201	91	4.70%	5.53%	HDFC Bank Ltd.(7.79)	25.85	38.45
ITI Long Term Equity Fund	Oct 19	NIFTY 500 - TRI	2.30	205	17	8.85%	6.57%	HDFC Bank Ltd.(4.29)	18.34	31.08
JM Tax Gain Fund	Mar 08	S&P BSE 500 - TRI	2.40	92	34	9.49%	5.16%	ICICI Bank Ltd.(4.46)	20.53	35.67
Kotak Tax Saver Fund	Nov 05	NIFTY 500 - TRI	1.80	4,199	87	8.91%	6.44%	ICICI Bank Ltd.(5.72)	24.01	39.93
LIC MF ELSS	Mar 98	NIFTY 500 - TRI	2.24	953	114	107.73%	3.44%	ICICI Bank Ltd.(7.6)	27.19	38.68
Mahindra Manulife ELSS Fund	Oct 16	NIFTY 500 - TRI	2.25	679	22	8.64%	5.64%	HDFC Bank Ltd.(7.87)	30.85	44.18
Mirae Asset Tax Saver Fund	Dec 15	NIFTY 500 - TRI	1.61	17,985	36	8.12%	5.95%	HDFC Bank Ltd.(9.7)	28.71	43.48
Motilal Oswal Long Term Equity Fund	Jan 15	NIFTY 500 - TRI	1.88	2,577	33	4.87%	6.97%	Trent Ltd.(7.46)	28.54	50.19
Navi ELSS Tax Saver Fund	Dec 15	S&P BSE 100 - TRI	2.29	60	23	0.71%	4.85%	HDFC Bank Ltd.(6.18)	27.07	42.67
Nippon India Tax Saver Fund	Sep 05	NIFTY 500 - TRI	1.72	12,734	93	4.39%	7.40%	HDFC Bank Ltd.(8.46)	29.79	43.61
NJ ELSS Tax Saver Scheme	Jun 23	NIFTY 500 - TRI	2.35	123	11	19.26%	8.88%	Supreme Industries Ltd.(4.96)	23.47	44.06
Parag Parikh Tax Saver Fund	Jul 19	NIFTY 500 - TRI	1.86	2,065	23	18.56%	6.75%	HDFC Bank Ltd.(7.87)	35.88	61.74
PGIM India ELSS Tax Saver Fund	Dec 15	NIFTY 500 - TRI	2.32	568	27	5.20%	2.24%	HDFC Bank Ltd.(7.36)	29.21	40.27
Quant Tax Plan	Mar 00	NIFTY 500 - TRI	1.85	4,925	277	21.62%	9.53%	Reliance Industries Ltd.(9.84)	32.83	54.56
Quantum Tax Saving Fund	Dec 08	S&P BSE 500 - TRI	0.90	140	93	6.10%	6.04%	HDFC Bank Ltd.(8.66)	28.94	47.77
Samco ELSS Tax Saver Fund	Dec 22	NIFTY 500 - TRI	2.34	66	12	23.41%	10.70%	Suven Pharmaceuticals Ltd.(5.19)	21.74	36.17
SBI Long Term Equity Fund	Mar 93	S&P BSE 500 - TRI	1.73	16,245	295	12.58%	9.90%	ICICI Bank Ltd.(4.35)	18.33	32.93
Shriram Long Term Equity Fund	Jan 19	NIFTY 500 - TRI	2.55	40	17	-0.59%	5.49%	Rural Electrification Corp Ltd (SR-GCL) (15-Mar-20)(6.77)	20.99	31.88
Sundaram Tax Savings Fund	Mar 96	NIFTY 500 - TRI	2.27	1,097	387	4.32%	5.16%	HDFC Bank Ltd.(8.44)	28.38	40.27
Tata India Tax Savings Fund	Oct 14	NIFTY 500 - TRI	1.86	3,582	33	5.60%	6.46%	HDFC Bank Ltd.(9.2)	28.63	42.34
Taurus Tax Shield Fund	Mar 96	S&P BSE 500 - TRI	2.46	66	137	2.74%	5.74%	HCL Technologies Ltd.(9.04)	35.48	60.46
Union Tax Saver (ELSS) Fund	Dec 11	S&P BSE 500 - TRI	2.35	708	49	6.80%	6.24%	HDFC Bank Ltd.(6.83)	24.41	37.31
UTI Long Term Equity Fund	Aug 05	NIFTY 500 - TRI	1.90	3,178	159	1.67%	4.59%	HDFC Bank Ltd.(8.44)	29.38	42.57
WhiteOak Capital Tax Saver Fund	Oct 22	S&P BSE 500 - TRI	2.31	92	12	27.12%	7.10%	ICICI Bank Ltd.(7.46)	23.17	33.63
Average			1.97			10.17%			27.58	43.28

Sectoral Fund - Banking

Scheme Name	Date of Inception	Benchmark #	^ Expense Ratio %	As on 29th September 2023		% Change over a quarter		% Exposure in Holdings*		
				Corpus in crs	NAV (Rs)	Corpus	NAV	Top Holding	Total of Top 5	Total of Top 10
Aditya Birla Sun Life Banking And Financial Services Fund	Dec 13	Nifty Financial Services - TRI	2.00	2,899	48	5.62%	6.58%	HDFC Bank Ltd.(15.99)	46.09	61.3
Baroda BNP Paribas Banking and Fin Serv Fund	Jun 12	NIFTY BANK - TRI	2.46	93	34	10.00%	2.00%	HDFC Bank Ltd.(20.31)	60.98	73.21
HDFC Banking & Financial Services Fund	Jul 21	Nifty Financial Services - TRI	1.93	2,879	13	2.02%	1.67%	HDFC Bank Ltd.(24.18)	59.48	73.52
ICICI Prudential Banking and Financial Services Fund	Aug 08	Nifty Financial Services - TRI	1.86	6,849	100	-1.62%	1.75%	HDFC Bank Ltd.(22.81)	63.18	84.78
Invesco India Financial Services Fund	Jul 08	Nifty Financial Services - TRI	2.40	565	92	3.29%	3.00%	ICICI Bank Ltd.(19.8)	50.11	67.92
ITI Banking & Financial Services Fund	Dec 21	Nifty Financial Services - TRI	2.34	253	12	0.11%	1.62%	ICICI Bank Ltd.(15.84)	51.05	65.3
Kotak Banking & Financial Services Fund	Feb 23	Nifty Financial Services - TRI	2.29	692	12	7.98%	2.10%	HDFC Bank Ltd.(21.32)	53.33	69.75
LIC MF Banking & Financial Services Fund	Mar 15	Nifty Financial Services - TRI	2.51	286	18	63.91%	2.64%	HDFC Bank Ltd.(22.52)	61.58	77.64
Mirae Asset Banking and Financial Services Fund	Dec 20	Nifty Financial Services - TRI	2.10	1,478	15	4.88%	4.27%	HDFC Bank Ltd.(21.72)	62.5	77.17
Nippon India Banking & Financial Services Fund	May 03	Nifty Financial Services - TRI	1.94	4,630	465	5.26%	4.09%	HDFC Bank Ltd.(15.98)	51.11	69.06
SBI Banking & Financial Services Fund	Feb 15	Nifty Financial Services - TRI	1.91	4,298	29	1.50%	2.18%	ICICI Bank Ltd.(18.79)	53.38	72.66
Sundaram Financial Services Opportunities Fund	Jun 08	Nifty Financial Services - TRI	2.27	872	78	14.80%	6.84%	HDFC Bank Ltd.(21.95)	55.16	71.98
Tata Banking & Financial Services Fund	Dec 15	Nifty Financial Services - TRI	2.04	1,687	33	12.19%	4.57%	HDFC Bank Ltd.(20.72)	48.12	62.71
Taurus Banking & Fin Serv Fund	May 12	S&P BSE BANKEX - TRI	2.44	10	42	0.31%	2.23%	HDFC Bank Ltd.(17.49)	63.36	82.09
UTI Banking and Financial Services Fund	Jul 05	Nifty Financial Services - TRI	2.28	919	139	-0.59%	1.28%	HDFC Bank Ltd.(18.57)	52.27	70.54
Average			2.18			8.64%			54.4	72.51

Sectoral Fund - Technology

Scheme Name	Date of Inception	Benchmark #	^ Expense Ratio %	As on 29th September 2023		% Change over a quarter		% Exposure in Holdings*		
				Corpus in crs	NAV (Rs)	Corpus	NAV	Top Holding	Total of Top 5	Total of Top 10
Aditya Birla Sun Life Digital India Fund	Jan 00	S&P BSE TECK Index - TRI	1.90	4018	139	10.28%	8.66%	Infosys Ltd.(22.34)	53.54	69.00
Franklin India Technology Fund	Aug 98	S&P BSE TECK Index - TRI	2.23	970	367	20.32%	12.35%	Zomato Ltd.(8.59)	29.35	47.51
ICICI Prudential Technology Fund	Mar 00	S&P BSE TECK Index - TRI	1.76	11054	152	3.87%	8.83%	Infosys Ltd.(27.62)	65.43	77.95
SBI Technology Opportunities Fund	Jan 13	S&P BSE TECK Index - TRI	2.01	3262	158	7.96%	6.92%	Infosys Ltd.(25.09)	56.91	75.62
Tata Digital India Fund	Dec 15	NIFTY IT - TRI	1.71	8061	36	8.12%	7.28%	Infosys Ltd.(19.92)	61.34	77.57
Average			1.92			10.11%			54.81	71.88

Sectoral Fund - Pharma

Scheme Name	Date of Inception	Benchmark #	^ Expense Ratio %	As on 29th September 2023		% Change over a quarter		% Exposure in Holdings*		
				Corpus in crs	NAV (Rs)	Corpus	NAV	Top Holding	Total of Top 5	Total of Top 10
Aditya Birla Sun Life Pharma & Healthcare Fund	Jul 19	S&P BSE Health Care - TRI	2.42	552	21	12.90%	12.08%	Sun Pharmaceutical Industries Ltd.(13.89)	41.39	61.32
DSP Healthcare Fund	Nov 18	S&P BSE Health Care - TRI	2.08	1730	26	26.33%	9.63%	Sun Pharmaceutical Industries Ltd.(13.65)	44.25	68.11
ICICI Pru Pharma Healthcare & Diagnostics (PH.D) Fund	Jul 18	S&P BSE Health Care - TRI	2.00	3319	24	15.18%	11.79%	Sun Pharmaceutical Industries Ltd.(15.12)	43.34	59.43
ITI Pharma & Healthcare Fund	Nov 21	Nifty Healthcare Index - TRI	2.34	135	11	-1.49%	8.19%	Sun Pharmaceutical Industries Ltd.(14.35)	38.95	60.71
LIC MF Healthcare Fund	Feb 19	S&P BSE Health Care - TRI	2.44	50	19	-3.91%	8.42%	Sun Pharmaceutical Industries Ltd.(14.85)	44.67	70.43
Mirae Asset Healthcare Fund	Jul 18	S&P BSE Health Care - TRI	2.04	1863	26	10.64%	12.02%	Sun Pharmaceutical Industries Ltd.(15.7)	47.17	71.44
Nippon India Pharma Fund	Jun 04	S&P BSE Health Care - TRI	1.88	5688	352	14.68%	11.23%	Sun Pharmaceutical Industries Ltd.(13.36)	37.49	57.72
SBI Healthcare Opportunities Fund	Jul 99	S&P BSE Health Care - TRI	2.10	2060	281	11.75%	8.96%	Sun Pharmaceutical Industries Ltd.(13.5)	40.12	62.34
Tata India Pharma & Healthcare Fund	Dec 15	NIFTY PHARMA - TRI	2.35	681	20	20.29%	11.10%	Sun Pharmaceutical Industries Ltd.(13.01)	48.93	70.45
UTI Healthcare Fund	Aug 05	S&P BSE Health Care - TRI	2.37	796	186	8.61%	12.49%	Sun Pharmaceutical Industries Ltd.(12.81)	38.90	58.22
Average			2.20			11.50%			43.97	65.47

Sectoral Fund - FMCG/Consumption

Scheme Name	Date of Inception	Benchmark #	^ Expense Ratio %	As on 29th September 2023		% Change over a quarter		% Exposure in Holdings*		
				Corpus in crs	NAV (Rs)	Corpus	NAV	Top Holding	Total of Top 5	Total of Top 10
Baroda BNP Paribas India Consumption Fund	Sep 18	Nifty India Consumption - TRI	2.18	1062	24	3.84%	3.66%	Maruti Suzuki India Ltd.(6.5)	29.12	50.38
Canara Robeco Consumer Trends Fund	Sep 09	S&P BSE 100 - TRI	2.19	1175	81	5.38%	3.44%	ITC Ltd.(6.05)	20.15	33.45
ICICI Prudential Bharat Consumption Fund	Apr 19	Nifty India Consumption - TRI	2.11	2201	19	11.90%	8.10%	Bharti Airtel Ltd.(8.63)	39.01	55.75
ICICI Prudential FMCG Fund	Mar 99	NIFTY FMCG - TRI	2.22	1439	443	5.45%	1.00%	ITC Ltd.(29.46)	66.01	80.81
Mahindra Manulife Consumption Fund	Nov 18	Nifty India Consumption - TRI	2.38	93	17	25.05%	3.35%	Maruti Suzuki India Ltd.(6.88)	28.03	42.56
Mirae Asset Great Consumer Fund	Mar 11	Nifty India Consumption - TRI	1.94	2642	70	7.25%	4.08%	ITC Ltd.(7.57)	29.06	45.52
Nippon India Consumption Fund	Sep 04	Nifty India Consumption - TRI	2.47	535	148	23.31%	6.57%	ITC Ltd.(7.93)	29.33	45.12
SBI Consumption Opportunities Fund	Jan 13	Nifty India Consumption - TRI	2.17	1632	243	15.26%	6.54%	ITC Ltd.(6.92)	24.14	40.21
Sundaram Consumption Fund	May 06	Nifty India Consumption - TRI	2.22	1283	74	4.92%	7.45%	ITC Ltd.(7.28)	33.09	54.36
Tata India Consumer Fund	Dec 15	Nifty India Consumption - TRI	2.09	1642	32	6.33%	6.41%	ITC Ltd.(9.23)	31.55	50.95
UTI India Consumer Fund	Jul 07	Nifty India Consumption - TRI	2.51	515	43	0.82%	2.36%	Maruti Suzuki India Ltd.(8.76)	30.13	51.13
Average			2.23			9.96%			33.26	51.53

Thematic – Infrastructure Fund

Scheme Name	Date of Inception	Benchmark #	Expense Ratio %	As on 29th September 2023		% Change over a quarter		% Exposure in Holdings*		
				Corpus in crs	NAV (Rs)	Corpus	NAV	Top Holding	Total of Top 5	Total of Top 10
Aditya Birla Sun Life Infrastructure Fund	Mar 06	Nifty Infrastructure - TRI	2.44	773	69	15.09%	12.91%	Larsen & Toubro Ltd.(8.25)	23.30	36.83
Bandhan Infrastructure Fund	Mar 11	S&P BSE India Infrastructure Index - TRI	2.36	785	33	10.28%	11.82%	Larsen & Toubro Ltd.(9.21)	29.37	50.20
Bank of India Mfg & Infra Fund	Mar 10	S&P BSE India Infrastructure Index - TRI	2.46	138	38	27.93%	11.99%	Larsen & Toubro Ltd.(8.36)	23.63	33.99
Canara Robeco Infrastructure Fund	Dec 05	S&P BSE India Infrastructure Index - TRI	2.48	364	102	13.96%	8.41%	Larsen & Toubro Ltd.(9.68)	32.97	50.66
DSP India T.I.G.E.R. Fund	Jun 04	S&P BSE India Infrastructure Index - TRI	2.07	2531	212	18.87%	14.80%	Larsen & Toubro Ltd.(4.51)	18.70	32.29
Franklin Build India Fund	Sep 09	S&P BSE India Infrastructure Index - TRI	2.15	1587	93	16.27%	15.51%	Larsen & Toubro Ltd.(9.78)	31.31	49.95
HDFC Infrastructure Fund	Mar 08	S&P BSE India Infrastructure Index - TRI	2.41	919	32	31.40%	17.46%	J Kumar Infraprojects Ltd.(7.59)	30.42	49.37
HSBC Infrastructure Fund	Sep 07	Nifty Infrastructure - TRI	2.10	1897	34	10.44%	12.70%	Larsen & Toubro Ltd.(9.17)	28.86	43.37
ICICI Prudential Infrastructure Fund	Aug 05	S&P BSE India Infrastructure Index - TRI	2.06	3230	126	21.42%	10.97%	NTPC Ltd.(8.9)	27.28	41.69
Invesco India Infrastructure Fund	Oct 07	S&P BSE India Infrastructure Index - TRI	2.36	627	41	13.00%	11.32%	Larsen & Toubro Ltd.(8.66)	28.99	44.26
Kotak Infrastructure and Economic Reform Fund	Feb 08	Nifty Infrastructure - TRI	2.17	1137	46	18.06%	7.12%	Larsen & Toubro Ltd.(5.64)	22.00	38.89
LIC MF Infrastructure Fund	Mar 08	Nifty Infrastructure - TRI	2.52	119	30	13.74%	12.20%	Transport Corporation Of India Ltd.(6.57)	26.06	45.19
Quant Infrastructure Fund	Aug 07	Nifty Infrastructure - TRI	2.21	980	26	6.03%	9.97%	JIO Financial Services Ltd.(8.72)	33.77	56.48
SBI Infrastructure Fund	Jul 07	Nifty Infrastructure - TRI	2.24	1288	35	19.06%	12.53%	Reliance Industries Ltd.(8.19)	27.68	45.56
Sundaram Infrastructure Advantage Fund	Sep 05	S&P BSE 100 - TRI	2.49	736	66	9.29%	10.23%	Larsen & Toubro Ltd.(9.47)	30.40	44.28
Tata Infrastructure Fund	Dec 04	S&P BSE India Infrastructure Index - TRI	2.22	1333	128	16.08%	10.89%	Larsen & Toubro Ltd.(7.93)	20.60	33.45
Taurus Infrastructure Fund	Mar 07	Nifty Infrastructure - TRI	2.49	7	50	14.63%	14.30%	Bharti Airtel Ltd.(6.73)	30.70	53.71
UTI Infrastructure Fund	Apr 04	Nifty Infrastructure - TRI	2.24	1701	101	6.14%	8.83%	Larsen & Toubro Ltd.(11.87)	38.50	53.57
Average			2.30			15.65%			28.03	44.65

Thematic – Other Fund

Scheme Name	Date of Inception	Benchmark #	Expense Ratio %	As on 29th September 2023		% Change over a quarter		% Exposure in Holdings*		
				Corpus in crs	NAV (Rs)	Corpus	NAV	Top Holding	Total of Top 5	Total of Top 10
360 ONE Quant Fund	Nov 21	S&P BSE 200 - TRI	1.58	65	13	6.29%	7.62%	REC Ltd.(5.36)	20.79	37.12
Aditya Birla SL Business Cycle Fund	Dec 21	S&P BSE 500 - TRI	2.12	1597	11	-8.86%	4.38%	ICICI Bank Ltd.(10.05)	32.80	49.50
Aditya Birla Sun Life ESG Fund	Dec 20	NIFTY100 ESG - TRI	2.36	731	13	-7.71%	3.82%	ICICI Bank Ltd.(9.34)	35.70	51.93
Aditya Birla Sun Life India GenNext Fund	Aug 05	Nifty India Consumption - TRI	1.91	4137	163	7.29%	4.70%	ITC Ltd.(6.15)	22.62	34.56
Aditya Birla Sun Life Manufacturing Equity Fund	Feb 15	S&P BSE India Manufacturing Index - TRI	2.45	729	23	7.47%	7.78%	Bharat Electronics Ltd.(7.12)	23.87	39.97
Aditya Birla Sun Life MNC Fund	Dec 99	NIFTY MNC - TRI	2.01	3456	1074	2.42%	7.58%	Fortis Healthcare Ltd.(5.3)	24.36	44.42
Aditya Birla Sun Life PSU Equity Fund	Dec 19	S&P BSE PSU - TRI	2.12	1420	22	25.26%	20.53%	NTPC Ltd.(8.77)	35.90	55.82
Aditya Birla SL Special Opp Fund	Oct 20	S&P BSE 500 - TRI	2.38	656	17	3.92%	8.04%	Infosys Ltd.(5.6)	21.59	33.99
Axis Business Cycles Fund	Feb 23	NIFTY 500 - TRI	1.97	2537	12	6.11%	6.63%	Reliance Industries Ltd.(5.42)	20.44	35.81
Axis ESG Equity Fund	Feb 20	NIFTY100 ESG - TRI	2.20	1369	16	-8.48%	1.94%	Torrent Power Ltd.(6.17)	26.48	40.86
Axis Quant Fund	Jul 21	S&P BSE 200 - TRI	2.16	955	13	-4.61%	2.36%	ICICI Bank Ltd.(9.26)	28.58	44.58
Axis Special Situations Fund	Dec 20	NIFTY 500 - TRI	2.12	1254	13	-8.56%	2.87%	Bajaj Finance Ltd.(6.86)	24.51	38.29
Bandhan Transportation and Logistics Fund	Oct 22	Nifty Transportation & Logistics - TRI	2.38	339	12	13.45%	8.06%	Tata Motors Ltd.(7.91)	31.54	49.69
Baroda BNP Paribas Business Cycle Fund	Sep 21	S&P BSE 500 - TRI	2.46	387	11	-8.31%	6.20%	HDFC Bank Ltd.(7.11)	29.46	43.85
DSP Natural Resources and New Energy Fund	Apr 08	S&P BSE OIL & GAS Index	2.31	750	65	9.79%	10.18%	Hindalco Industries Ltd.(9.99)	38.13	59.64
DSP Quant Fund	Jun 19	S&P BSE 200 - TRI	1.27	1240	17	-3.06%	1.37%	HDFC Bank Ltd.(8.04)	26.08	40.69
Edelweiss Recently Listed IPO Fund	Feb 18	India Recent 100 IPO Index	2.24	928	21	-0.27%	12.84%	CE Info Systems Ltd.(4.38)	19.23	33.57
Franklin India Opportunities Fund	Feb 00	NIFTY 500 - TRI	2.27	1401	156	71.32%	13.14%	NTPC Ltd.(5.32)	24.04	41.03
HDFC Business Cycle Fund	Nov 22	NIFTY 500 - TRI	1.95	2740	11	2.19%	3.86%	ICICI Bank Ltd.(9.04)	35.97	57.06
HDFC Defence Fund	Jun 23	Nifty India Defence - TRI	2.18	1346	12	20.68%	17.17%	Bharat Electronics Ltd.(17.49)	62.76	85.62
HDFC Housing Opportunities Fund	Dec 17	Nifty Housing - TRI	2.26	1163	17	4.53%	11.11%	HDFC Bank Ltd.(9.24)	40.61	64.40
HDFC MNC Fund	Mar 23	NIFTY MNC - TRI	2.49	455	11	10.14%	3.43%	Nestle India Ltd.(8.46)	29.89	53.62
HSBC Business Cycles Fund	Aug 14	NIFTY 500 - TRI	2.43	639	29	5.20%	5.84%	ICICI Bank Ltd.(6.33)	24.60	39.85
ICICI Prudential Business Cycle Fund	Jan 21	NIFTY 500 - TRI	1.83	6626	16	5.53%	6.94%	ICICI Bank Ltd.(8.98)	29.59	45.72
ICICI Prudential Commodities Fund	Oct 19	NIFTY COMMODITIES - TRI	2.21	1325	31	33.31%	8.77%	Tata Steel Ltd.(8.59)	35.42	59.64
ICICI Prudential ESG Fund	Oct 20	NIFTY100 ESG - TRI	2.17	1287	16	1.62%	6.49%	Bharti Airtel Ltd.(7.18)	31.99	49.46
ICICI Prudential Exports and Services Fund	Nov 05	S&P BSE 500 - TRI	2.35	1136	114	6.70%	8.61%	ICICI Bank Ltd.(9.05)	37.44	58.55
ICICI Prudential Housing Opportunities Fund	Apr 22	Nifty Housing - TRI	2.00	2480	13	3.33%	8.83%	Larsen & Toubro Ltd.(9.97)	39.83	59.76
ICICI Prudential India Opportunities Fund	Jan 19	NIFTY 500 - TRI	1.72	12279	25	26.62%	12.19%	Sun Pharmaceutical Industries Ltd.(6.75)	30.19	47.03
ICICI Pru Innovation Fund	Apr 23	NIFTY 500 - TRI	2.02	2383	12	24.62%	8.44%	ICICI Bank Ltd.(5.74)	23.52	36.40
ICICI Prudential Manufacturing in India Fund	Oct 18	Nifty India Manufacturing - TRI	2.21	1387	23	54.68%	10.30%	Ultratech Cement Ltd.(7.93)	32.79	47.12
ICICI Prudential MNC Fund	Jun 19	NIFTY MNC - TRI	2.15	1495	23	6.98%	8.75%	Maruti Suzuki India Ltd.(9.14)	29.24	46.47
ICICI Prudential PSU Equity Fund	Sep 22	S&P BSE PSU - TRI	2.08	1584	13	11.16%	13.41%	State Bank Of India Ltd.(17.82)	53.32	73.08
ICICI Prudential Quant Fund	Dec 20	S&P BSE 200 - TRI	1.24	63	17	6.30%	6.18%	Kotak Mahindra Bank Ltd.(4.78)	22.22	40.06
ICICI Pru Transportation and Logistics Fund	Oct 22	Nifty Transportation & Logistics - TRI	1.94	2497	12	0.21%	8.25%	Maruti Suzuki India Ltd.(12.94)	40.52	59.27
Invesco India ESG Equity Fund	Mar 21	NIFTY100 ESG - TRI	2.39	558	13	-7.20%	4.52%	HDFC Bank Ltd.(7.71)	32.47	48.70
Invesco India PSU Equity Fund	Nov 09	S&P BSE PSU - TRI	2.43	549	39	15.81%	14.31%	NTPC Ltd.(10.19)	46.99	71.20
Kotak Business Cycle Fund	Sep 22	NIFTY 500 - TRI	1.91	2527	11	2.17%	4.54%	HDFC Bank Ltd.(4.68)	20.18	34.39
Kotak ESG Opportunities Fund	Dec 20	NIFTY100 ESG - TRI	2.17	1012	13	-8.49%	5.61%	HDFC Bank Ltd.(6.94)	28.87	46.19
Kotak Manufacturing in India Fund	Feb 22	Nifty India Manufacturing - TRI	2.08	1362	13	11.26%	7.67%	Maruti Suzuki India Ltd.(5.16)	23.02	38.57
Kotak Pioneer Fund	Oct 19	MSCI ACWI Information Technology Index - TRI	1.91	1848	21	2.95%	4.96%	CI Global Alpha Innovators Corp Class - 994(11.17)	24.15	37.73
Nippon India Power & Infra Fund	May 04	Nifty Infrastructure - TRI	2.07	2729	233	21.28%	14.58%	NTPC Ltd.(7.65)	31.67	48.65
Nippon India Quant Fund	Apr 08	S&P BSE 200 - TRI	0.96	43	50	7.01%	5.50%	HDFC Bank Ltd.(8.79)	31.43	51.45
Quant ESG Equity Fund	Nov 20	NIFTY100 ESG - TRI	2.39	197	25	15.70%	9.09%	Reliance Industries Ltd.(9.71)	45.56	70.92
Quant Quantamental Fund	Apr 21	NIFTY 200 - TRI	2.16	1056	17	37.86%	7.55%	JIO Financial Services Ltd.(8.39)	33.15	51.54
Quantum India ESG Equity Fund	Jul 19	NIFTY100 ESG - TRI	0.83	73	19	6.70%	4.81%	HDFC Bank Ltd.(7.24)	22.36	37.31
SBI Equity Minimum Variance Fund	Mar 19	NIFTY 50 - TRI	0.73	160	19	4.71%	3.88%	Cipla Ltd.(9.01)	38.19	58.83
SBI Magnum COMMA Fund	Aug 05	NIFTY COMMODITIES - TRI	2.57	476	77	7.30%	10.94%	NTPC Ltd.(9.55)	38.51	64.91
SBI Magnum Equity ESG Fund	Jan 91	NIFTY100 ESG - TRI	1.98	5024	184	2.24%	3.31%	HDFC Bank Ltd.(7.53)	32.45	51.30
SBI Magnum Global Fund	Sep 94	NIFTY MNC - TRI	1.90	6319	334	5.56%	5.76%	Pondex & Gamble Hygiene and Health Care Ltd.(5.52)	35.49	57.92
SBI PSU Fund	Jul 10	S&P BSE PSU - TRI	2.39	842	21	49.82%	23.04%	State Bank Of India Ltd.(11.5)	38.42	60.52
Sundaram Services Fund	Sep 18	Nifty Services Sector - TRI	1.97	2832	25	7.12%	6.57%	ICICI Bank Ltd.(9.68)	33.96	47.29
Tata Business Cycle Fund	Aug 21	NIFTY 500 - TRI	2.09	1258	14	24.57%	11.32%	HDFC Bank Ltd.(4.66)	19.31	31.81
Tata Ethical Fund	May 96	Nifty500 Shariah - TRI	2.07	1898	318	8.30%	3.98%	Tata Consultancy Services Ltd.(6.91)	24.74	36.61
Tata Housing Opportunities Fund	Sep 22	Nifty Housing - TRI	2.38	467	12	10.03%	6.84%	HDFC Bank Ltd.(8.79)	29.21	48.42
Tata Quant Fund	Jan 20	S&P BSE 200 - TRI	2.39	44	13	8.76%	7.99%	Trent Ltd.(9.53)	35.57	62.20
Tata Resources & Energy Fund	Dec 15	NIFTY COMMODITIES - TRI	2.40	303	33	13.02%	7.32%	NTPC Ltd.(8.09)	32.64	52.08
Taurus Ethical Fund	Mar 09	S&P BSE 500 Shariah - TRI	2.43	115	98	17.55%	10.30%	Reliance Industries Ltd.(6.22)	27.20	44.64
UTI MNC Fund	Oct 98	NIFTY MNC - TRI	2.03	2617	312	1.38%	4.24%	Maruti Suzuki India Ltd.(9.65)	33.66	50.05
UTI Transportation and Logistics Fund	Apr 04	Nifty Transportation & Logistics - TRI	2.00	2398	183	4.57%	5.34%	Mahindra & Mahindra Ltd.(12.88)	52.40	68.41
Average			2.07			9.95%			31.63	49.50

Thematic - International Fund

Scheme Name	Date of Inception	Benchmark #	Expense Ratio %	As on 29th September 2023		% Change over a quarter		% Exposure in Holdings*		
				Corpus in crs	NAV (Rs)	Corpus	NAV	Top Holding	Equity	Debt/Cash
Aditya Birla Sun Life International Equity Fund	Oct 07	S&P Global 1200	2.50	194	29	80.35%	-5.21%	Sanofi(2.30)	99.45	0.55
Franklin Asian Equity Fund	Jan 08	MSCI Asia (ex-Japan) Standard Index	2.51	261	24	-10.77%	-5.46%	Taiwan Semiconductor Manufacturing Company Ltd.(9.74)	98.50	1.50
ICICI Pru NASDAQ 100 Index Fund	Oct 21	Nasdaq-100	1.00	855	11	1.78%	-1.82%	Apple Inc Com(10.79)	98.72	1.28
ICICI Prudential US Bluechip Equity Fund	Jul 12	S&P 500	2.02	2692	50	-2.82%	-4.03%	Alphabet Inc(2.81)	97.35	2.65
Motilal Oswal S&P 500 Index Fund	Apr 20	S&P 500 - TRI	1.12	2743	16	-3.07%	-2.52%	Apple Inc Com(6.99)	99.78	0.22
Nippon India Japan Equity Fund	Aug 14	S&P BSE 500 Japan - TRI	2.45	287	16	-3.33%	-2.00%	TDK Corp(3.31)	93.60	6.40
Nippon India Taiwan Equity Fund	Dec 21	Taiwan Capitalization Weighted Stock Index	2.41	528	9	-9.91%	-1.10%	Elite Material Co Ltd.(5.94)	81.43	18.57
Nippon India US Equity Opportunities Fund	Jul 15	S&P 500 - TRI	2.42	572	25	-4.37%	-1.92%	Microsoft Corp(8.72)	98.25	1.75
Average			2.05			5.98%			96.75	3.25

FoF - International Fund

Scheme Name	Date of Inception	Expense Ratio %	As on 29th September 2023		% Change over a quarter		% Exposure in Holdings*		
			Corpus in crs	NAV (Rs)	Corpus	NAV	Top Holding	Equity	Debt/Cash
Aditya Birla Sun Life Global Emerging Opportunities Fund	Sep 08	1.13	238	19	-6.26%	-3.73%	Julius Baer Equity Next Generation - USD Class C Shares(98.99)	100	0
Aditya Birla SL Global Excellence Equity FoF	Dec 07	1.28	154	24	-2.78%	-2.08%	Julius Baer Global Excellence Equity USD(98.93)	100	0
Aditya Birla SL NASDAQ 100 FOF	Nov 21	0.69	280	10	4.32%	-1.41%	iShares Nasdaq 100 UCITS ETF USD(99.19)	100	0
Axis Global Equity Alpha Fund of Fund	Sep 20	1.55	915	13	-8.47%	-1.12%	Schroder ISF Global Equity Alpha Class X1 Acc(97.7)	100	0
Axis Global Innovation FoF	May 21	1.55	747	10	-26.11%	-3.31%	Schroder ISF Global Disruption Class X Acc(97.52)	100	0
Axis Greater China Equity FoF	Feb 21	1.55	133	7	-6.07%	-3.91%	Schroder ISF Greater China Class X Acc(96.91)	100	0
Axis NASDAQ 100 FoF	Nov 22	0.66	116	13	14.99%	-1.32%	iShares Nasdaq 100 UCITS ETF USD(94.32)	100	0
Bandhan US Equity FoF	Aug 21	1.60	291	10	-15.21%	-1.43%	JPMorgan F-US Growth-IA USD(97.48)	100	0
Baroda BNP Paribas Funds Aqua FoF	May 21	1.60	72	10	-14.10%	-5.74%	BNP Paribas Funds Aqua(99.46)	100	0
DSP Global Allocation Fund	Aug 14	2.00	55	17	-21.86%	-2.39%	BlackRock Global Funds - Global Allocation Fund (Class I2 USD Shares)(98.51)	100	0
DSP Global Innovation FoF	Feb 22	2.04	554	11	3.92%	-2.11%	iShares Nasdaq 100 UCITS ETF USD(41.61)	100	0
DSP US Flexible Equity Fund	Aug 12	2.35	759	45	-1.63%	-1.12%	BlackRock Global Funds - US Flexible Equity Fund (Class I2 USD Shares)(99.26)	100	0
DSP World Agriculture Fund	Oct 11	2.30	18	18	-11.35%	-5.36%	BlackRock Global Funds - World Agriculture Fund(98.86)	100	0
DSP World Gold Fund	Sep 07	2.34	709	15	-8.20%	-7.47%	BlackRock Global Funds - World Gold Fund(82.24)	100	0
DSP World Energy Fund	Aug 09	2.17	148	16	-12.69%	-10.95%	BlackRock Global Funds - New Energy Fund(98.91)	100	0
DSP World Mining Fund	Dec 09	2.17	174	15	-5.86%	-2.73%	BlackRock Global Funds - World Mining Fund(99.24)	100	0
Edelweiss ASEAN Equity Off-shore	Jul 11	2.33	68	24	2.10%	-1.25%	JPM ASEAN EQUITY-I ACC USD(97.08)	100	0
Edelweiss Emerging Markets Opportunities Equity Offshore Fund	Jul 14	2.21	115	13	-15.92%	-4.44%	JP Morgan Asset Mgmt(Europe)S.A.R.L. - EM(99.71)	100	0
Edelweiss Europe Dynamic Equity Offshore Fund	Feb 14	2.29	75	16	-12.39%	-3.74%	JPMORGAN F-EUROPE DYNAM-I A(99.26)	100	0
Edelweiss Greater China Equity Off-shore Fund	Aug 09	2.37	1411	33	-17.80%	-7.25%	JP Morgan Funds - JF Greater China Fund(100.17)	100	0
Edelweiss US Technology Equity FOF	Mar 20	2.35	1915	18	-6.23%	-1.84%	JPMORGAN F-US TECHNOLOGY-I A(99.99)	100	0
Edelweiss US Value Equity Off-shore Fund	Aug 13	2.30	90	25	-1.47%	-0.77%	JPMORGAN F-JPM US VALUE-I AC(100.6)	100	0
Franklin India Feeder - Franklin U.S. Opportunities Fund	Feb 12	1.52	3031	49	-7.90%	-2.69%	Franklin U.S. Opportunities Fund, Class I (ACC)(99.25)	100	0
Franklin India Feeder - Franklin European Growth Fund	May 14	1.38	17	9	-7.97%	-3.68%	Franklin U.S. Opportunities Fund, Class I (ACC)(98.46)	100	0
HDFC Developed World Indexes FoF	Oct 21	0.69	965	11	-4.13%	-0.92%	CSIF (IE) MSCI USA Blue UCITS ETF(69.73)	100	0
HSBC Asia Pacific Dividend Yield Fund	Feb 14	2.03	7	18	-13.47%	-0.97%	HSBC GIF Asia Pacific Ex Japan(97.27)	100	0
HSBC Brazil Fund	May 11	2.42	37	7	-2.13%	-5.90%	HSBC GIF Global Brazil Markets Equity(96.35)	100	0
HSBC Global Emerging Markets Fund	Mar 08	2.39	22	16	14.20%	-4.23%	HSBC GIF Global Emerging Markets Equity Fund(95.64)	100	0
HSBC Global Equity Climate Change FoF	Mar 21	2.11	184	9	-32.66%	-8.06%	HSBC Global Investment Funds - Global Equity(96.93)	100	0
ICICI Pru Global Advantage Fund FoF	Oct 19	1.21	351	13	-5.73%	-3.10%	Nippon India ETF Hang Seng BeES(29.26)	100	0
ICICI Prudential Global Stable Equity Fund	Sep 13	1.50	114	23	-2.04%	-1.26%	Global Stable Equity Fund - Unhedged -BI-USD(100.06)	100	0
ICICI Prudential Strategic Metal and Energy Equity FoF	Feb 22	1.50	94	13	-1.01%	2.84%	FSM First Trust SME Equity UCITS Fund(99.54)	100	0
Invesco India - Invesco EQQQ NASDAQ-100 ETF FoF	Apr 22	0.40	309	11	5.22%	-1.32%	Invesco EQQQ NASDAQ-100 UCITS ETF(97.12)	100	0
Invesco India - Global Consumer Trends Fund of Fund	Dec 20	1.54	360	7	-11.59%	-4.96%	Invesco Global Consumer Trends Fund Accumulated S(98.21)	100	0
Invesco India - Invesco Global Equity Income Fund	May 14	1.40	18	20	-0.12%	-0.95%	Invesco Global Equity Income Fund [Lux](97.35)	100	0
Invesco India - Invesco Pan European Equity Fund	Jan 14	0.96	35	15	-0.56%	-0.95%	Invesco Pan European Equity Fund [Lux](97.88)	100	0
Kotak Global Emerging Market Fund	Sep 07	1.66	97	20	-11.04%	-0.49%	CI Emerging Markets Fund I - 974(99.71)	100	0
Kotak Global Innovation FoF	Jul 21	1.60	988	8	-15.90%	-5.04%	Wellington Global Innovation Fund(99.82)	100	0
Kotak International REIT FoF	Dec 20	1.38	84	9	-21.36%	-3.16%	SMAM ASIA REIT Sub Trust(98.37)	100	0
Kotak NASDAQ 100 FoF	Feb 21	0.67	2459	12	-3.97%	-2.54%	iShares Nasdaq 100 UCITS ETF USD(99.71)	100	0
Mahindra Manulife Asia Pacific REITs FOF	Oct 21	1.37	25	8	-14.03%	-4.66%	Manulife Global Fund SICAV-Asia Pacific REIT(98.24)	100	0
Mirae Asset Global Electric & Autonomous Vehicles ETFs FoF	Sep 22	0.52	87	10	0.64%	-8.99%	Global X Autonomous & Electric Vehicles UCITS ETF(79.55)	100	0
Mirae Asset Global X Artificial Intelligence & Technology ETF FoF	Sep 22	0.37	167	13	42.12%	-2.62%	Global X Artificial Intelligence & Technology ETF(99.15)	100	0
Mirae Asset Hang Seng TECH ETF FoF	Dec 21	0.57	88	7	13.11%	1.97%	Mirae Asset Hang Seng TECH ETF(99.54)	100	0
Mirae Asset NYSE FANG+ ETF FoF	May 21	0.44	1018	13	-0.12%	-0.92%	Mirae Asset NYSE FANG+ ETF(100.11)	100	0
Mirae Asset S&P 500 Top 50 ETF FoF	Sep 21	0.49	425	11	-2.98%	0.56%	Mirae Asset S&P 500 Top 50 ETF(99.97)	100	0
Motilal Oswal Nasdaq 100 FOF	Nov 18	0.56	3967	25	-0.93%	0.77%	Motilal Oswal Nasdaq 100 ETF(99.81)	100	0
Navi NASDAQ 100 FoF	Mar 22	0.30	667	11	4.36%	-1.77%	INVESCO NASDAQ 100 ETF (QQQM)(100.18)	100	0
Navi US Total Stock Market FoF	Feb 22	0.06	706	11	-0.09%	-2.16%	VANGUARD ETF(99.83)	100	0
PGIM India Emerging Markets Equity Fund	Sep 07	2.37	115	12	-7.13%	1.41%	PGIM EMER MKRT EQUITY-USD W(99.4)	100	0
PGIM India Global Equity Opportunities Fund	May 10	2.38	1326	31	-12.15%	-5.21%	PGIM JENNSN GLEQ OP-USD AC (99.58)	100	0
PGIM India Global Select Real Estate Securities FoF	Dec 21	2.12	80	8	-15.73%	-4.21%	PGIM Global Real Estate Securities-USDIACC(98.96)	100	0
SBI International Access-US Equity FoF	Mar 21	1.60	767	12	-1.78%	0.00%	Amundi Funds US Pioneer Fund -I15 USD(98.81)	100	0
Sundaram Global Brand Fund	Aug 07	2.28	112	26	-11.93%	-3.78%	Sundaram Global Brand Fund -Master Class(98.52)	100	0
Average		1.53			-5.48%			100	0

Index Fund

Scheme Name	Date of Inception	Expense Ratio %	As on 29th September 2023		% Change over a quarter		% Exposure in Holdings*	
			Corpus in crs	NAV (Rs)	Corpus	NAV	Top Holding	Total of Top 5
Aditya Birla SL Nifty 50 Equal Weight Index Fund	Jun 21	1.03	189	13.26	12.25%	5.15%	Hindalco Industries Ltd.(2.09)	10.32
Aditya Birla SL Nifty 50 Index Fund	Sep 02	0.48	664	196.18	7.96%	2.57%	HDFC Bank Ltd.(13.27)	40.69
Aditya Birla SL Nifty Midcap 150 Index Fund	Apr 21	1.04	124	16.70	26.70%	12.91%	Max Healthcare Institute Ltd.(1.84)	8.12
Aditya Birla SL Nifty Next 50 Index Fund	Feb 22	0.92	44	10.98	7.85%	2.92%	Shriram Finance Ltd.(3.93)	17.46
Aditya Birla SL Nifty Smallcap 50 Index Fund	Apr 21	1.05	100	14.18	67.90%	19.10%	Suzlon Energy Ltd.(6.72)	22.60
Axis Nifty 100 Index Fund	Oct 19	1.00	980	16.58	5.76%	2.58%	HDFC Bank Ltd.(11.27)	34.56
Axis Nifty 50 Index Fund	Dec 21	0.42	323	11.54	7.95%	2.58%	HDFC Bank Ltd.(13.24)	40.64
Axis Nifty Midcap 50 Index Fund	Mar 22	0.98	132	13.91	132.07%	14.27%	Power Finance Corporation Ltd.(3.55)	17.22
Axis Nifty Next 50 Index Fund	Jan 22	0.83	89	10.92	-0.04%	2.91%	Shriram Finance Ltd.(3.94)	17.51
Axis Nifty Smallcap 50 Index Fund	Mar 22	1.00	102	12.44	76.24%	19.85%	Suzlon Energy Ltd.(6.66)	22.32
Bandhan Nifty 100 Index Fund	Feb 22	0.62	85	11.36	9.79%	2.68%	HDFC Bank Ltd.(11.19)	34.47
Bandhan Nifty 50 Index Fund	Apr 10	0.60	929	41.88	15.09%	2.54%	HDFC Bank Ltd.(13.12)	40.55
Bandhan Nifty100 Low Volatility 30 Index Fund	Oct 22	1.00	59	11.58	704.47%	2.88%	Sun Pharmaceutical Industries Ltd.(4.04)	19.11
Bandhan Nifty200 Momentum 30 Index Fund-Reg(G)	Sep 22	1.05	34	11.82	76.75%	8.73%	Power Finance Corporation Ltd.(5.28)	25.45
DSP Nifty 50 Equal Weight Index Fund	Oct 17	0.89	724	18.85	16.64%	5.19%	Hindalco Industries Ltd.(2.09)	10.31
DSP NIFTY 50 Index Fund	Feb 19	0.38	392	18.68	6.79%	2.61%	HDFC Bank Ltd.(13.29)	40.74
DSP Nifty Midcap 150 Quality 50 Index Fund	Aug 22	0.89	182	11.27	9.33%	8.48%	Tata Elxsi Ltd.(3.71)	16.79
DSP NIFTY Next 50 Index Fund	Feb 19	0.60	297	17.39	4.46%	3.01%	Shriram Finance Ltd.(3.95)	17.52
Edelweiss Nifty 100 Quality 30 Index Fund	Oct 21	0.83	15	11.12	-9.21%	2.80%	Infosys Ltd.(5.37)	25.14
Edelweiss Nifty 50 Index Fund	Oct 21	0.57	19	11.07	20.82%	2.48%	HDFC Bank Ltd.(13.26)	40.66
Edelweiss NIFTY Large Mid Cap 250 Index Fund	Dec 21	0.90	64	12.08	20.21%	7.82%	HDFC Bank Ltd.(5.61)	17.21
Edelweiss Nifty Midcap150 Momentum 50 Index Fund	Nov 22	0.92	72	12.41	100.71%	16.06%	Power Finance Corporation Ltd.(5.35)	24.60
Edelweiss Nifty Next 50 Index Fund	Nov 22	0.82	8	10.30	-5.03%	2.82%	Shriram Finance Ltd.(3.94)	17.47
Edelweiss Nifty Smallcap 250 Index Fund	Nov 22	0.92	14	12.59	52.78%	15.93%	Suzlon Energy Ltd.(2.08)	7.26
Franklin India NSE Nifty 50 Index Fund	Aug 00	0.62	550	156.66	2.32%	2.43%	HDFC Bank Ltd.(13.28)	40.64
HDFC Index Fund-NIFTY 50 Plan	Jul 02	0.40	9829	183.50	9.54%	2.59%	HDFC Bank Ltd.(13.3)	40.76
HDFC NIFTY 100 Equal Weight Index Fund	Feb 22	1.00	80	11.56	5.63%	4.57%	Torrent Pharmaceuticals Ltd.(1.05)	5.19
HDFC NIFTY 100 Index Fund	Feb 22	0.90	110	11.34	2.34%	2.59%	HDFC Bank Ltd.(11.26)	34.52
HDFC NIFTY Midcap 150 Index Fund	Apr 23	1.00	48	12.86	111.68%	12.69%	Max Healthcare Institute Ltd.(1.84)	8.10
HDFC NIFTY Next 50 Index Fund	Nov 21	0.80	360	10.46	-3.47%	2.89%	Shriram Finance Ltd.(4)	17.64
HDFC NIFTY Smallcap 250 Index Fund	Apr 23	1.00	61	13.30	120.23%	15.89%	Suzlon Energy Ltd.(2.13)	7.44
HDFC NIFTY50 Equal Weight Index Fund	Aug 21	1.05	724	12.99	6.74%	5.16%	Hindalco Industries Ltd.(2.09)	10.34
HSBC Nifty 50 Index Fund	Apr 20	0.45	198	22.34	3.45%	2.60%	HDFC Bank Ltd.(13.27)	40.67
HSBC Nifty Next 50 Index Fund	Apr 20	0.80	70	19.35	3.03%	2.90%	Shriram Finance Ltd.(3.95)	17.52
ICICI Pru Nifty 200 Momentum 30 Index Fund	Aug 22	0.99	50	12.52	50.04%	8.79%	Power Finance Corporation Ltd.(5.24)	25.28
ICICI Pru Nifty 50 Index Fund	Feb 02	0.43	5207	194.67	7.98%	2.58%	HDFC Bank Ltd.(13.27)	40.69
ICICI Pru Nifty Auto Index Fund	Oct 22	0.99	44	12.84	65.35%	7.18%	Maruti Suzuki India Ltd.(14.93)	52.48
ICICI Pru Nifty Bank Index Fund	Mar 22	1.00	240	12.52	21.63%	-0.43%	HDFC Bank Ltd.(28.87)	81.19
ICICI Pru Nifty IT Index Fund	Aug 22	0.95	288	10.65	104.25%	7.53%	Infosys Ltd.(26.12)	76.83
ICICI Pru Nifty Midcap 150 Index Fund	Dec 21	1.00	203	13.30	29.96%	12.84%	Max Healthcare Institute Ltd.(1.84)	8.10
ICICI Pru Nifty Next 50 Index Fund	Jun 10	0.70	3023	39.62	6.26%	2.96%	Shriram Finance Ltd.(3.94)	17.46
ICICI Pru Nifty Pharma Index Fund	Dec 22	1.03	26	11.86	36.83%	11.86%	Sun Pharmaceutical Industries Ltd.(23.91)	63.37
ICICI Pru Nifty Smallcap 250 Index Fund	Nov 21	1.00	172	12.41	65.29%	15.89%	Suzlon Energy Ltd.(2.13)	7.43
ICICI Pru Nifty50 Equal Weight Index Fund	Oct 22	1.00	20	12.05	24.86%	5.14%	Hindalco Industries Ltd.(2.07)	10.21
Kotak Nifty 200 Momentum 30 Index Fund	Jun 23	0.89	24	10.98	5.40%	8.74%	Power Finance Corporation Ltd.(5.14)	24.80
Kotak Nifty 50 Index Fund	Jun 21	0.51	362	12.62	17.43%	2.46%	HDFC Bank Ltd.(13.22)	40.53
Kotak Nifty Next 50 Index Fund	Mar 21	0.83	112	12.83	1.58%	2.90%	Bharat Electronics Ltd.(3.68)	17.10
Kotak Nifty Smallcap 50 Index Fund	Apr 23	1.04	19	13.74	143.27%	19.48%	Suzlon Energy Ltd.(6.53)	21.95
LIC MF Nifty 50 Index Fund	Nov 02	0.90	245	108.26	281.32%	2.30%	HDFC Bank Ltd.(13.3)	40.72
LIC MF Nifty Next 50 Index Fund	Sep 10	1.01	55	33.56	-2.78%	2.85%	Shriram Finance Ltd.(3.84)	17.18
Motilal Oswal Nifty 200 Momentum 30 Index Fund	Feb 22	0.97	211	11.40	31.59%	8.92%	Power Finance Corporation Ltd.(5.29)	25.50
Motilal Oswal Nifty 50 Index Fund	Dec 19	0.54	330	16.39	11.54%	2.56%	HDFC Bank Ltd.(13.31)	40.80
Motilal Oswal Nifty 500 Index Fund	Sep 19	1.04	548	19.28	13.94%	5.34%	HDFC Bank Ltd.(8.41)	25.77
Motilal Oswal Nifty Bank Index Fund	Sep 19	1.00	431	15.89	3.79%	-0.37%	HDFC Bank Ltd.(28.93)	81.34
Motilal Oswal Nifty Midcap 150 Index Fund	Sep 19	1.00	1041	26.37	22.93%	12.98%	Max Healthcare Institute Ltd.(1.84)	8.14
Motilal Oswal Nifty Next 50 Index Fund	Dec 19	1.03	145	15.57	7.60%	2.86%	Shriram Finance Ltd.(3.93)	17.43
Motilal Oswal Nifty Smallcap 250 Index Fund	Sep 19	1.04	437	26.52	24.33%	16.04%	Suzlon Energy Ltd.(2.13)	7.44
Navi Nifty 50 Index Fund	Jul 21	0.26	1006	12.54	25.62%	2.60%	HDFC Bank Ltd.(13.36)	40.97
Navi Nifty Bank Index Fund	Feb 22	0.80	377	11.45	202.01%	-0.52%	HDFC Bank Ltd.(29.16)	81.99
Navi Nifty India Manufacturing Index Fund	Aug 22	1.00	16	11.73	6.23%	6.56%	Sun Pharmaceutical Industries Ltd.(5.03)	24.07
Navi Nifty Midcap 150 Index Fund	Mar 22	1.00	71	14.09	47.04%	12.78%	Max Healthcare Institute Ltd.(1.84)	8.13
Navi Nifty Next 50 Index Fund	Jan 22	0.58	140	10.52	13.09%	2.92%	Shriram Finance Ltd.(3.96)	17.58
Nippon India Index Fund-Nifty 50 Plan	Sep 10	0.59	1030	32.92	9.25%	2.55%	HDFC Bank Ltd.(13.28)	40.72
Nippon India Nifty 50 Value 20 Index Fund	Feb 21	0.68	385	14.64	12.71%	5.48%	ITC Ltd.(15.11)	58.68
Nippon India Nifty Alpha Low Volatility 30 Index Fund	Aug 22	0.72	55	11.81	34.64%	4.72%	Power Finance Corporation Ltd.(4.79)	22.37
Nippon India Nifty Midcap 150 Index Fund	Feb 21	0.71	1014	17.17	33.13%	13.00%	Max Healthcare Institute Ltd.(1.84)	8.13
Nippon India Nifty Smallcap 250 Index Fund	Oct 20	0.88	695	23.87	38.52%	15.93%	Suzlon Energy Ltd.(2.13)	7.44
SBI Nifty Index Fund	Jan 02	0.50	5092	171.31	10.80%	2.57%	HDFC Bank Ltd.(13.29)	40.74
SBI Nifty Midcap 150 Index Fund	Oct 22	1.01	200	13.06	28.16%	12.99%	Max Healthcare Institute Ltd.(1.84)	8.13
SBI Nifty Next 50 Index Fund	May 21	0.84	515	12.19	3.65%	2.94%	Shriram Finance Ltd.(3.95)	17.52
SBI Nifty Smallcap 250 Index Fund	Oct 22	1.01	318	13.27	47.57%	16.01%	Suzlon Energy Ltd.(2.13)	7.43

Index Fund
based on Nifty

Index Fund

Scheme Name		Date of Inception	Expense Ratio %	As on 29th September 2023		% Change over a quarter		% Exposure in Holdings*		
				Corpus in crs	NAV (Rs)	Corpus	NAV	Top Holding	Total of Top 5	
Index Fund based on Nifty	Sundaram Nifty 100 Equal Weight Fund	Jul 99	1.03	63	124.02	7.13%	4.42%	Zomato Ltd.(1.29)	6.03	
	Tata NIFTY 50 Index Fund	Feb 03	0.52	495	120.82	8.93%	2.52%	HDFC Bank Ltd.(13.22)	40.72	
	Tata Nifty Midcap 150 Momentum 50 Index Fund	Oct 22	1.04	129	12.50	35.90%	15.95%	Power Finance Corporation Ltd.(5.45)	25.09	
	Taurus Nifty 50 Index Fund	Jun 10	1.04	3	37.37	6.67%	2.19%	HDFC Bank Ltd.(13.07)	40.16	
	UTI Nifty 50 Index Fund	Mar 00	0.41	12597	132.84	8.73%	2.62%	HDFC Bank Ltd.(13.32)	40.84	
	UTI Nifty 500 Value 50 Index Fund	May 23	0.98	59	12.42	19.81%	17.77%	Power Finance Corporation Ltd.(6.45)	27.34	
	UTI Nifty Midcap 150 Quality 50 Index Fund	Apr 22	0.91	152	10.98	6.95%	8.47%	Tata Elxsi Ltd.(3.71)	16.79	
	UTI Nifty Next 50 Index Fund	Jun 18	0.79	2504	16.03	4.84%	2.94%	Shriram Finance Ltd.(3.95)	17.52	
	UTI Nifty200 Momentum 30 Index Fund	Mar 21	0.92	2643	15.67	16.31%	8.98%	Power Finance Corporation Ltd.(5.31)	25.58	
	UTI NIFTY50 Equal Weight Index Fund	Jun 23	1.00	39	10.76	7.67%	5.10%	Hindalco Industries Ltd.(2.15)	10.64	
Index Fund based on Sensex	HDFC Index Fund-S&P BSE Sensex	Jul 02	0.40	5,468	600.49	7.83%	1.96%	HDFC Bank Ltd.(15.37)	47.14	
	HDFC S&P BSE 500 Index Fund	Apr 23	1.00	18	11.62	49.70%	5.12%	HDFC Bank Ltd.(8.38)	25.68	
	ICICI Pru S&P BSE Sensex Index Fund	Sep 17	0.35	1,106	21.15	7.23%	1.96%	HDFC Bank Ltd.(15.33)	47.02	
	LIC MF S&P BSE Sensex Index Fund	Nov 02	1.08	73	122.94	1.94%	1.78%	HDFC Bank Ltd.(15.38)	47.07	
	Motilal Oswal S&P BSE Enhanced Value Index Fund	Aug 22	1.00	52	15.72	200.03%	19.81%	NTPC Ltd.(8.08)	39.55	
	Motilal Oswal S&P BSE Financials ex Bank 30 Index Fund	Jul 22	1.00	8	12.11	51.44%	6.86%	Bajaj Finance Ltd.(16.37)	46.94	
	Motilal Oswal S&P BSE Low Volatility Index Fund	Mar 22	1.02	24	12.60	22.11%	4.90%	Glaxosmithkline Pharmaceuticals Ltd.(4.34)	18.75	
	Motilal Oswal S&P BSE Quality Index Fund	Aug 22	1.02	7	12.04	11.08%	4.04%	Coal India Ltd.(5.73)	26.35	
	Nippon India Index Fund-S&P BSE Sensex Plan	Sep 10	0.58	519	33.07	8.86%	1.93%	HDFC Bank Ltd.(15.35)	47.07	
	SBI S&P BSE Sensex Index Fund	May 23	NA	130	10.59	14.25%	1.98%	HDFC Bank Ltd.(15.37)	47.13	
	Tata S&P BSE Sensex Index Fund	Feb 03	0.58	266	163.58	6.50%	1.94%	HDFC Bank Ltd.(15.36)	47.09	
	UTI S&P BSE Housing Index Fund	Jun 23	1.00	13	11.05	26.23%	8.83%	Grasim Industries Ltd.(5.28)	25.57	
	UTI S&P BSE Low Volatility Index Fund	Mar 22	0.91	187	12.69	11.86%	4.93%	Glaxosmithkline Pharmaceuticals Ltd.(4.34)	18.78	
		UTI S&P BSE Sensex Index Fund	Jan 22	0.30	158	11.57	2.13%	2.00%	HDFC Bank Ltd.(15.4)	47.23
		Average		0.83			38.53%			

Aggressive Hybrid Fund

Scheme Name	Date of Inception	Expense Ratio %	As on 29th September 2023		% Change over a quarter		% Exposure in Holdings*			
			Corpus in crs	NAV (Rs)	Corpus	NAV	Equity	Debt	Top Holding	Total of Top 5
Aditya Birla Sun Life Equity Hybrid 95 Fund	Feb 95	1.85	7146	1174	-1.24%	4.05%	74%	26%	ICICI Bank Ltd.(5.98)	28.24
Axis Equity Hybrid Fund	Aug 18	2.11	1673	16	-4.00%	1.90%	73%	27%	Bajaj Finance Ltd.(5.69)	27.49
Bandhan Hybrid Equity Fund	Dec 16	2.41	623	19	3.46%	4.02%	72%	28%	05.63% GOI 12-Apr-2026(10.04)	40.40
Bank of India Mid & Small Cap Equity & Debt Fund	Jul 16	2.52	492	28	17.57%	13.66%	80%	20%	Jindal Stainless Ltd.(5.19)	20.48
Baroda BNP Paribas Aggressive Hybrid Fund	Apr 17	2.23	849	21	1.93%	4.32%	69%	31%	HDFC Bank Ltd.(6.96)	28.28
Canara Robeco Equity Hybrid Fund	Feb 93	1.75	9034	275	1.55%	3.14%	72%	28%	HDFC Bank Ltd.(6.42)	29.86
DSP Equity & Bond Fund	May 99	1.80	8215	268	4.93%	5.84%	74%	26%	Bajaj Finance Ltd.(6.55)	31.51
Edelweiss Aggressive Hybrid Fund	Aug 09	2.21	904	47	35.13%	5.46%	72%	28%	ICICI Bank Ltd.(4.35)	23.48
Franklin India Equity Hybrid Fund	Dec 99	2.16	1503	206	4.93%	6.29%	68%	32%	ICICI Bank Ltd.(5.31)	31.24
Groww Aggressive Hybrid Fund	Dec 18	2.25	35	16	-0.20%	2.16%	70%	30%	Clearing Corporation Of India Ltd.(10.41)	38.94
HDFC Hybrid Equity Fund	Apr 05	1.71	21046	95	2.85%	2.91%	65%	35%	HDFC Bank Ltd.(7.21)	37.98
HSBC Aggressive Hybrid Fund	Feb 11	1.88	4944	42	0.69%	4.72%	78%	22%	HDFC Bank Ltd.(5.15)	29.75
ICICI Prudential Equity & Debt Fund	Nov 99	1.68	26325	283	11.02%	8.54%	65%	35%	NTPC Ltd.(7.97)	37.03
Invesco India Equity & Bond Fund	Jun 18	2.41	410	16	1.59%	4.06%	74%	26%	ICICI Bank Ltd.(5.86)	38.57
JM Equity Hybrid Fund	Apr 95	2.40	74	88	185.58%	10.88%	68%	32%	Tri-Party Repo (TREPS)(10.42)	29.16
Kotak Equity Hybrid Fund	Nov 14	1.84	4267	47	11.08%	4.78%	70%	30%	HDFC Bank Ltd.(4.81)	39.46
LIC MF Aggressive Hybrid Fund	Jan 91	2.46	563	150	41.68%	2.72%	76%	24%	HDFC Bank Ltd.(7.52)	35.53
Mahindra Manulife Aggressive Hybrid Fund	Jul 19	2.24	821	20	14.15%	5.57%	76%	24%	HDFC Bank Ltd.(6.12)	31.29
Mirae Asset Hybrid - Equity Fund	Jul 15	1.74	7790	25	2.87%	3.91%	73%	27%	HDFC Bank Ltd.(6.51)	28.63
Motilal Oswal Equity Hybrid Fund	Sep 18	2.42	415	17	0.33%	3.13%	75%	25%	Religare Enterprises Ltd.(5.21)	22.34
Navi Equity Hybrid Fund	Apr 18	2.28	85	16	-2.90%	4.36%	72%	28%	ICICI Bank Ltd.(5.71)	30.55
Nippon India Equity Hybrid Fund	Jun 05	2.03	3072	80	3.56%	5.01%	71%	29%	HDFC Bank Ltd.(6.62)	29.10
PGIM India Hybrid Equity Fund	Feb 04	2.34	217	102	-4.82%	0.46%	68%	32%	Reliance Industries Ltd.(6.94)	41.18
Quant Absolute Fund	Mar 01	2.10	1378	326	10.56%	4.19%	63%	37%	JIO Financial Services Ltd.(8.76)	35.18
SBI Equity Hybrid Fund	Jan 96	1.44	60591	225	3.91%	3.97%	78%	22%	HDFC Bank Ltd.(7.31)	32.36
Shriram Aggressive Hybrid Fund	Dec 13	2.55	48	25	-2.59%	4.37%	68%	32%	LIC Housing Finance Ltd. 9.22% (16-Oct-24)(6.87)	32.08
Sundaram Aggressive Hybrid Fund	Jan 00	1.91	3633	125	9.85%	4.14%	71%	29%	HDFC Bank Ltd.(5.46)	29.25
Tata Hybrid Equity Fund	Oct 95	1.96	3416	350	1.12%	2.73%	76%	24%	HDFC Bank Ltd.(8.66)	35.41
Union Hybrid Equity Fund	Dec 20	2.44	545	14	-0.63%	4.60%	71%	29%	HDFC Bank Ltd.(5.41)	29.58
UTI Hybrid Equity Fund	Jan 95	1.93	4841	302	3.02%	5.48%	69%	31%	HDFC Bank Ltd.(7.08)	35.30
Average		2.10			11.90%		72%	28%		31.99

Dynamic Asset Allocation / Balanced Advantage Fund

Scheme Name	Date of Inception	Expense Ratio %	As on 29th September 2023		% Change over a quarter		% Exposure in Holdings*		
			Corpus in crs	NAV (Rs)	Corpus	NAV	Equity	Debt / Cash	Arbitrage
Aditya Birla Sun Life Balanced Advantage Fund	Apr 00	1.78	6,795	83	2.32%	3.14%	53%	34%	14%
Axis Balanced Advantage Fund	Aug 17	2.07	1,965	16	-2.25%	3.60%	67%	28%	5%
Bandhan Balanced Advantage Fund	Oct 14	1.94	2,364	20	-4.30%	2.44%	42%	30%	28%
Bank of India Balanced Advantage Fund	Mar 14	2.47	104	20	3.92%	3.06%	84%	16%	0%
Baroda BNP Paribas Balanced Advantage Fund	Nov 18	1.92	3,389	19	5.24%	3.19%	66%	34%	0%
DSP Dynamic Asset Allocation Fund	Feb 14	1.94	3,271	22	-6.59%	3.44%	40%	34%	26%
Edelweiss Balanced Advantage Fund	Aug 09	1.72	9,475	40	2.46%	2.97%	71%	23%	6%
Franklin India Balanced Advantage Fund	Sep 22	2.05	1,360	11	12.97%	5.52%	47%	37%	16%
HDFC Balanced Advantage Fund	Sep 00	1.46	64,319	384	11.32%	9.17%	60%	31%	9%
HSBC Balanced Advantage Fund	Feb 11	2.13	1,364	35	-4.69%	4.14%	53%	31%	16%
ICICI Prudential Balanced Advantage Fund	Dec 06	1.52	49,976	58	4.85%	3.81%	46%	33%	21%
Invesco India Dynamic Equity Fund	Oct 07	2.31	631	42	0.94%	3.58%	62%	33%	5%
ITI Balanced Advantage Fund	Dec 19	2.36	324	12	-13.57%	3.07%	59%	28%	13%
Kotak Balanced Advantage Fund	Aug 18	1.66	14,953	16	0.44%	2.53%	45%	31%	23%
LIC MF Balanced Advantage Fund	Nov 21	2.15	995	11	-3.48%	1.67%	57%	26%	17%
Mahindra Manulife Balanced Advantage Yojana	Dec 21	2.34	571	11	-3.27%	4.98%	61%	29%	10%
Mirae Asset Balanced Advantage Fund	Aug 22	2.16	1,225	11	10.55%	3.95%	52%	33%	16%
Motilal Oswal Dynamic Fund	Sep 16	2.32	790	19	24.82%	12.17%	57%	23%	21%
Nippon India Balanced Advantage Fund	Nov 04	1.78	7,022	139	1.74%	3.98%	44%	33%	23%
NJ Balanced Advantage Fund	Oct 21	1.90	3,672	11	-7.20%	5.32%	59%	17%	24%
PGIM India Balanced Advantage Fund	Feb 21	2.07	1,332	13	-5.68%	0.80%	66%	34%	0%
Quant Dynamic Asset Allocation Fund	Apr 23	2.39	310	12	111.81%	9.94%	67%	17%	15%
SBI Balanced Advantage Fund	Aug 21	1.64	24,629	12	8.72%	3.91%	43%	34%	23%
Shriram Balanced Advantage Fund	Jul 19	2.60	42	14	-11.07%	2.67%	61%	35%	5%
Sundaram Balanced Advantage Fund	Dec 10	2.07	1,527	28	-1.65%	3.16%	57%	26%	17%
Tata Balanced Advantage Fund	Jan 19	1.72	7,673	17	7.94%	3.54%	51%	34%	15%
Union Balanced Advantage Fund	Dec 17	2.09	1,601	17	-3.28%	2.54%	51%	31%	18%
WhiteOak Capital Balanced Advantage Fund	Feb 23	2.31	645	11	42.56%	2.81%	55%	33%	12%
Average		2.03			6.63%		56%	30%	14%

Equity Savings Fund

Scheme Name	Date of Inception	Expense Ratio %	As on 29th September 2023		% Change over a quarter		% Exposure in Holdings*		
			Corpus in crs	NAV (Rs)	Corpus	NAV	Equity	Debt / Cash	Arbitrage
Aditya Birla Sun Life Equity Savings Fund	Nov 14	1.10	505	19	10.64%	2.39%	19%	34%	47%
Axis Equity Saver Fund	Aug 15	2.29	882	18	-3.33%	3.27%	39%	30%	31%
Bandhan Equity Savings Fund	Jun 08	1.36	84	27	-2.42%	2.16%	20%	26%	54%
Baroda BNP Paribas Equity Savings Fund	Jul 19	2.50	229	14	-5.23%	1.75%	38%	34%	29%
DSP Equity Savings Fund	Mar 16	1.45	678	18	14.03%	2.13%	34%	33%	33%
Edelweiss Equity Savings Fund	Oct 14	1.58	289	20	5.43%	3.51%	26%	34%	40%
Franklin India Equity Savings Fund	Aug 18	1.12	244	14	58.40%	2.46%	15%	40%	45%
HDFC Equity Savings Fund	Sep 04	2.02	3111	55	14.48%	3.30%	36%	34%	30%
HSBC Equity Savings Fund	Oct 11	1.50	173	26	15.71%	3.54%	40%	28%	32%
ICICI Prudential Equity Savings Fund	Dec 14	0.99	7069	19	34.76%	3.09%	19%	29%	53%
Invesco India Equity Savings Fund	Mar 19	2.29	136	14	5.01%	2.23%	34%	33%	34%
Kotak Equity Savings Fund	Oct 14	1.96	3154	21	24.40%	3.35%	27%	34%	38%
LIC MF Equity Savings Fund	Mar 11	1.99	9	23	-9.44%	4.16%	39%	31%	30%
Mahindra Manulife Equity Savings Fund	Feb 17	2.39	400	17	-3.67%	4.36%	38%	34%	27%
Mirae Asset Equity Savings Fund	Dec 18	1.38	712	16	17.04%	3.16%	40%	32%	29%
Nippon India Equity Savings Fund	May 15	1.66	303	14	43.84%	1.83%	22%	30%	48%
PGIM India Equity Savings Fund	Feb 04	1.31	100	43	-11.19%	1.43%	16%	31%	52%
SBI Equity Savings Fund	May 15	1.19	3062	20	32.15%	5.60%	37%	33%	31%
Sundaram Equity Savings Fund	May 02	2.24	652	57	30.78%	4.10%	41%	29%	30%
Tata Equity Savings Fund	Apr 00	1.12	123	45	-5.47%	2.18%	32%	31%	38%
Union Equity Savings Fund	Aug 18	1.91	121	14	-4.04%	2.41%	33%	29%	38%
UTI Equity Savings Fund	Aug 18	1.50	292	15	6.58%	3.35%	66%	34%	0%
Average		1.68			12.20%		32%	32%	36%

Conservative Hybrid Fund

Scheme Name	Date of Inception	Expense Ratio %	As on 29th September 2023		% Change over a quarter		% Exposure in Holdings*				
			Corpus in crs	NAV (Rs)	Corpus	NAV	Equity	Debt/Cash	AAA and Equivalent	AA & Lower Rated	Avg Maturity (yrs)
Aditya Birla Sun Life Regular Savings Fund	May 04	1.90	1,470	56	-2.75%	1.86%	23%	77%	68.12	8.43	5.36
Axis Regular Saver Fund	Jul 10	2.17	434	26	-2.17%	1.30%	24%	76%	62.43	14.00	8.27
Bandhan Regular Savings Fund	Feb 10	2.06	128	27	-9.56%	1.08%	18%	82%	81.56	0.00	2.58
Bank of India Conservative Hybrid Fund	Mar 09	2.33	56	30	-1.23%	2.71%	21%	79%	78.86	0.00	3.71
Baroda BNP Paribas Conservative Hybrid Fund	Sep 04	2.09	577	38	1.82%	1.68%	24%	76%	56.99	19.47	3.03
Canara Robeco Conservative Hybrid Fund	Mar 96	1.81	1,038	82	-4.28%	2.14%	24%	76%	76.48	0.00	3.84
DSP Regular Savings Fund	Jun 04	1.13	181	48	-2.60%	1.96%	24%	76%	75.67	0.00	3.3
Franklin India Debt Hybrid Fund	Sep 00	1.38	233	76	-1.79%	2.87%	25%	75%	68.31	6.87	2.13
HDFC Hybrid Debt Fund	Dec 03	1.80	2,893	69	2.17%	3.20%	24%	76%	69.05	7.38	6.17
HSBC Conservative Hybrid Fund	Feb 04	2.16	109	50	-4.35%	1.86%	25%	75%	75.07	0.00	3.48
ICICI Prudential Regular Savings Fund	Mar 04	1.72	3,295	62	0.78%	2.61%	23%	77%	47.72	29.35	5.78
ITI Conservative Hybrid Fund	Mar 22	1.60	20	11	9.74%	1.20%	23%	77%	77.27	0.00	3.97
Kotak Debt Hybrid Fund	Dec 03	1.76	1,987	48	5.08%	2.76%	25%	75%	73.15	2.26	9.26
LIC MF Debt Hybrid Fund	Apr 98	2.25	53	71	-12.15%	0.77%	22%	78%	78.07	0.00	3.49
Navi Regular Savings Fund	Jul 10	2.10	27	24	-0.60%	1.85%	22%	78%	71.25	6.38	0.64
Nippon India Hybrid Bond Fund	Jan 04	1.94	776	50	0.36%	1.74%	12%	88%	34.58	53.00	1.99
Parag Parikh Conservative Hybrid Fund	May 21	0.63	1,579	12	8.64%	4.90%	21%	79%	78.87	0.00	4.92
SBI Conservative Hybrid Fund	Mar 01	1.12	8,963	61	13.21%	3.32%	24%	76%	56.96	18.72	9.37
Sundaram Debt Oriented Hybrid Fund	Mar 10	2.16	28	26	-5.01%	1.40%	23%	77%	76.63	0.00	9.11
UTI Regular Savings Fund	Dec 03	1.80	1,570	57	-1.11%	2.39%	24%	76%	66.48	9.06	7.8
Average		1.80			-0.29%		23%	77%			4.91

Overnight Fund

Scheme Name	Date of Inception	Expense Ratio %	As on 29th September 2023		% Change over a quarter		% Exposure in Holdings*			
			Corpus in crs	NAV (Rs)	Corpus	NAV	AAA and Equivalent	AA and Equivalent	Below AA Including FD	Avg Maturity (in days)
Aditya Birla Sun Life Overnight Fund	Nov 18	0.17	7,671	1,245	-21.24%	1.60%	100	0	0	1
Axis Overnight Fund	Mar 19	0.11	7,148	1,221	-18.83%	1.62%	100	0	0	1
Bandhan Overnight Fund	Jan 19	0.16	1,594	1,228	9.92%	1.60%	100	0	0	1
Bank of India Overnight Fund	Jan 20	0.10	93	1,171	113.93%	1.65%	100	0	0	1
Baroda BNP Paribas Overnight Fund	Apr 19	0.17	385	1,213	-35.91%	1.61%	100	0	0	1
Canara Robeco Overnight Fund	Jul 19	0.11	177	1,197	5.91%	1.61%	100	0	0	1
DSP Overnight Fund	Jan 19	0.14	4,039	1,235	23.58%	1.62%	100	0	0	1
Edelweiss Overnight Fund	Jul 19	0.16	391	1,196	-56.27%	1.61%	100	0	0	1
Franklin India Overnight Fund	May 19	0.16	364	1,205	94.41%	1.60%	100	0	0	1
Groww Overnight Fund	Jul 19	0.18	20	1,190	-55.13%	1.59%	100	0	0	1
HDFC Overnight Fund	Feb 02	0.20	8,166	3,408	-17.57%	1.59%	100	0	0	1
HSBC Overnight Fund	May 19	0.20	2,837	1,204	-6.77%	1.61%	100	0	0	1
ICICI Prudential Overnight Fund	Nov 18	0.19	9,447	1,242	-6.75%	1.60%	100	0	0	1
Invesco India Overnight Fund	Jan 20	0.12	491	1,167	-8.52%	1.62%	100	0	0	1
ITI Overnight Fund	Oct 19	0.18	40	1,174	13.24%	1.56%	100	0	0	1
JM Overnight Fund	Dec 19	0.14	546	1,173	208.89%	1.60%	100	0	0	1
Kotak Overnight Fund	Jan 19	0.19	5,921	1,230	-24.28%	1.60%	100	0	0	1
LIC MF Overnight Fund	Jul 19	0.20	770	1,194	106.87%	1.59%	100	0	0	1
Mahindra Manulife Overnight Fund	Jul 19	0.19	281	1,193	448.67%	1.60%	100	0	0	1
Mirae Asset Overnight Fund	Oct 19	0.18	1,253	1,183	104.01%	1.61%	100	0	0	1
Nippon India Overnight Fund	Dec 18	0.17	6,074	124	-13.20%	1.61%	100	0	0	1
NJ Overnight Fund	Aug 22	0.15	131	1,072	194.63%	1.59%	100	0	0	1
PGIM India Overnight Fund	Aug 19	0.17	48	1,191	8.95%	1.61%	100	0	0	1
Quant Overnight Fund	Dec 22	0.23	127	11	70.64%	1.71%	100	0	0	1
Samco Overnight Fund	Oct 22	0.30	36	1,061	0.69%	1.56%	100	0	0	1
SBI Overnight Fund	Sep 02	0.18	14,772	3,725	-3.57%	1.60%	100	0	0	1
Shriram Overnight Fund	Aug 22	0.15	68	11	-19.38%	1.60%	100	0	0	1
Sundaram Overnight Fund	Mar 19	0.18	1,022	1,225	-13.72%	1.60%	100	0	0	1
Tata Overnight Fund	Mar 19	0.18	3,777	1,215	73.64%	1.60%	100	0	0	1
TRUSTMF Overnight Fund	Jan 22	0.12	113	1,096	-42.07%	1.61%	100	0	0	1
Union Overnight Fund	Mar 19	0.18	289	1,214	83.12%	1.60%	100	0	0	1
UTI Overnight Fund	Dec 03	0.10	3,687	3,138	-29.22%	1.62%	100	0	0	1
Average		0.17			37.15%		100	0	0	1

Liquid Fund

Scheme Name	Date of Inception	Expense Ratio %	As on 29th September 2023		% Change over a quarter		% Exposure in Holdings*			
			Corpus in crs	NAV (Rs)	Corpus	NAV	AAA and Equivalent	AA and Equivalent	Below AA Including FD	Avg Maturity (in days)
360 ONE Liquid Fund	Nov 13	0.25	739	1783	-11.09%	1.66%	96.62	3.38	0.00	44
Aditya Birla Sun Life Liquid Fund	Mar 04	0.34	32542	372	-26.16%	1.68%	99.05	0.95	0.00	62
Axis Liquid Fund	Oct 09	0.24	21632	2570	-10.50%	1.69%	100.00	0.00	0.00	65
Bandhan Liquid Fund	Apr 04	0.25	11016	2793	-6.24%	1.68%	100.00	0.00	0.00	52
Bank of India Liquid Fund	Jul 08	0.14	1230	2656	61.49%	1.70%	100.00	0.00	0.00	55
Baroda BNP Paribas Liquid Fund	Feb 09	0.31	7907	2658	9.51%	1.68%	100.00	0.00	0.00	52
Canara Robeco Liquid Fund	Jul 08	0.20	3057	2779	17.29%	1.69%	100.00	0.00	0.00	55
DSP Liquidity Fund	Nov 05	0.27	11148	3297	-10.32%	1.68%	100.00	0.00	0.00	62
Edelweiss Liquid Fund	Sep 08	0.39	2192	2954	115.07%	1.65%	100.00	0.00	0.00	38
Franklin India Liquid fund	Sep 05	0.20	1894	3474	33.30%	1.69%	100.00	0.00	0.00	51
Groww Liquid Fund	Oct 11	0.20	107	2233	-27.27%	1.68%	99.44	0.00	0.56	NA
HDFC Liquid Fund	Oct 00	0.30	47502	4533	-19.45%	1.67%	99.89	0.11	0.00	63
HSBC Liquid Fund	Jun 04	0.22	14756	2303	7.34%	1.69%	100.00	0.00	0.00	57
ICICI Prudential Liquid Fund	Nov 05	0.29	38982	342	-11.15%	1.67%	100.00	0.00	0.00	68
Invesco India Liquid Fund	Nov 06	0.22	6834	3173	-8.03%	1.69%	100.00	0.00	0.00	49
ITI Liquid Fund	Apr 19	0.25	44	1210	5.70%	1.62%	100.00	0.00	0.00	15
JM Liquid Fund	Dec 97	0.25	1351	63	12.08%	1.69%	97.04	2.96	0.00	44
Kotak Liquid Fund	Nov 03	0.32	26831	4671	-6.74%	1.68%	100.00	0.00	0.00	58
LIC MF Liquid Fund	Mar 02	0.30	8164	4176	43.31%	1.67%	100.00	0.00	0.00	52
Mahindra Manulife Liquid Fund	Jul 16	0.26	564	1503	27.21%	1.70%	100.00	0.00	0.00	45
Mirae Asset Cash Management Fund	Jan 09	0.23	8563	2422	35.07%	1.69%	100.00	0.00	0.00	58
Motilal Oswal Liquid Fund	Dec 18	0.36	471	12	12.04%	1.58%	100.00	0.00	0.00	29
Navi Liquid Fund	Feb 10	0.20	79	25	-11.91%	1.64%	100.00	0.00	0.00	NA
Nippon India Liquid Fund	Dec 03	0.34	22654	5638	-7.92%	1.68%	100.00	0.00	0.00	64
Parag Parikh Liquid Fund	May 18	0.26	1992	1290	20.97%	1.62%	99.42	0.00	0.58	45
PGIM India Insta Cash Fund	Sep 07	0.28	495	301	-8.05%	1.69%	100.00	0.00	0.00	62
Quant Liquid Plan	Sep 05	0.54	1808	37	3.38%	1.63%	100.00	0.00	0.00	44
Quantum Liquid Fund	Apr 06	0.15	596	31	2.27%	1.66%	100.00	0.00	0.00	53
SBI Liquid Fund	Mar 07	0.30	54434	3615	-14.23%	1.67%	100.00	0.00	0.00	51
Sundaram Money Fund	Aug 04	0.29	3478	2039	-3.97%	1.68%	99.28	0.72	0.00	55
Tata Liquid Fund	Sep 04	0.32	18697	3638	-7.32%	1.68%	100.00	0.00	0.00	52
Trust MF Liquid Fund	Apr 21	0.25	264	1125	12.69%	1.67%	100.00	0.00	0.00	33
Union Liquid Fund	Jun 11	0.18	2462	2222	16.82%	1.69%	100.00	0.00	0.00	47
UTI Liquid Cash Plan	Dec 03	0.27	21910	3789	-17.99%	1.69%	100.00	0.00	0.00	59
WOC Liquid Fund	Jan 19	0.35	173	1244	7.59%	1.64%	93.67	6.33	0.00	48
Average		0.27			6.71%		99.55	0.41	0.03	51

Ultra Short Duration Fund

Scheme Name	Date of Inception	Expense Ratio %	As on 29th September 2023		% Change over a quarter		% Exposure in Holdings*			
			Corpus in crs	NAV (Rs)	Corpus	NAV	AAA and Equivalent	AA and Equivalent	Below AA Including FD	Avg Maturity (in days)
Aditya Birla Sun Life Savings Fund	Apr 03	0.54	13,734	481	-5.26%	1.74%	74.10	25.90	0.00	193
Axis Ultra Short Term Fund	Sep 18	1.19	4,816	13	-5.00%	1.53%	92.75	7.25	0.00	176
Bandhan Ultra Short Term Fund	Jul 18	0.43	3,447	13	-3.20%	1.65%	100.00	0.00	0.00	174
Bank of India Ultra Short Duration Fund	Jul 08	1.22	130	2,822	-15.78%	1.46%	93.10	6.90	0.00	146
Baroda BNP Paribas Ultra Short Duration Fund	Jun 18	0.48	1,325	1,359	140.31%	1.72%	93.76	6.24	0.00	153
Canara Robeco Ultra Short Term Fund	Jul 08	0.95	576	3,383	-7.59%	1.50%	100.00	0.00	0.00	135
DSP Ultra Short Fund	Jul 06	1.01	2,203	3,018	-10.90%	1.53%	100.00	0.00	0.00	179
HDFC Ultra Short Term Fund	Sep 18	0.69	12,815	13	-6.52%	1.63%	100.00	0.00	0.00	170
HSBC Ultra Short Duration Fund	Jan 20	0.48	2,348	1,194	4.15%	1.66%	100.00	0.00	0.00	158
ICICI Prudential Ultra Short Term Fund	May 11	0.84	12,323	24	-2.64%	1.62%	84.59	15.41	0.00	193
Invesco India Ultra Short Term Fund	Dec 10	0.89	766	2,381	7.74%	1.60%	87.11	12.89	0.00	177
ITI Ultra Short Duration Fund	May 21	0.95	114	1,104	-7.82%	1.49%	100.00	0.00	0.00	162
Kotak Savings Fund	Aug 04	0.80	12,572	38	19.06%	1.63%	92.72	7.28	0.00	234
LIC MF Ultra Short Duration Fund	Nov 19	1.03	126	1,177	342.43%	1.41%	100.00	0.00	0.00	171
Mahindra Manulife Ultra Short Duration Fund	Oct 19	0.71	186	1,216	-5.65%	1.65%	97.05	2.95	0.00	173
Mirae Asset Ultra Short Duration Fund	Oct 20	0.48	502	1,150	36.30%	1.68%	98.02	1.98	0.00	169
Motilal Oswal Ultra Short Term Fund	Sep 13	1.07	143	15	29.09%	1.43%	100.00	0.00	0.00	84
Nippon India Ultra Short Duration Fund	Dec 01	1.16	5,301	3,567	-0.64%	1.60%	82.29	17.71	0.00	173
PGIM India Ultra Short Duration Fund	Jul 08	0.90	328	30	-15.36%	1.54%	100.00	0.00	0.00	163
SBI Magnum Ultra Short Duration Fund	May 99	0.54	13,317	5,272	-6.60%	1.65%	100.00	0.00	0.00	164
Sundaram Ultra Short Duration Fund	Dec 07	1.42	1,527	2,408	3.49%	1.44%	97.71	2.29	0.00	157
Tata Ultra Short Term Fund	Jan 19	1.14	1,517	13	-9.81%	1.53%	85.17	14.83	0.00	240
UTI Ultra Short Term Fund	Aug 03	0.97	2,001	3,755	-9.72%	1.61%	81.82	18.18	0.00	180
WOC Ultra Short Term Fund	Jun 19	0.99	247	1,212	45.15%	1.51%	93.57	6.43	0.00	148
Average		0.87			21.47%		93.91	6.09	0.00	170

Low Duration Fund

Scheme Name	Date of Inception	Expense Ratio %	As on 29th September 2023		% Change over a quarter		% Exposure in Holdings*			
			Corpus in crs	NAV (Rs)	Corpus	NAV	AAA and Equivalent	AA and Equivalent	Below AA Including FD	Avg Maturity (in days)
Aditya Birla Sun Life Low Duration Fund	May 98	1.19	13,174	581	16.80%	1.57%	87.83	12.17	0.00	376
Axis Treasury Advantage Fund	Oct 09	0.63	6,054	2,717	13.13%	1.64%	93.70	6.30	0.00	494
Bandhan Low Duration Fund	Jan 06	0.57	5,195	34	-3.65%	1.58%	100.00	0.00	0.00	361
Baroda BNP Paribas Low Duration Fund	Oct 05	1.09	169	36	13.64%	1.62%	85.81	14.19	0.00	259
Canara Robeco Savings Fund	Mar 05	0.60	825	37	-6.78%	1.69%	100.00	0.00	0.00	420
DSP Low Duration Fund	Mar 15	0.62	3,423	17	-0.42%	1.59%	100.00	0.00	0.00	376
HDFC Low Duration Fund	Nov 99	1.04	16,325	51	12.28%	1.81%	82.30	17.70	0.00	788
HSBC Low Duration Fund	Dec 10	0.64	466	25	2.73%	1.81%	87.77	12.23	0.00	554
ICICI Prudential Savings Fund	Sep 02	0.49	20,994	476	16.14%	2.03%	96.20	3.80	0.00	945
Invesco India Treasury Advantage Fund	Jan 07	0.65	1,295	3,330	8.75%	1.62%	89.21	10.79	0.00	360
JM Low Duration Fund	Sep 06	0.80	189	33	7.48%	1.55%	94.69	5.31	0.00	256
Kotak Low Duration Fund	Mar 08	1.17	11,060	2,954	18.28%	1.63%	86.48	13.52	0.00	577
LIC MF Low Duration Fund	Jun 03	0.96	1,394	35	26.42%	1.48%	98.13	1.87	0.00	381
Mahindra Manulife Low Duration Fund	Feb 17	1.05	415	1,447	5.06%	1.68%	87.53	12.47	0.00	627
Mirae Asset Savings Fund	Mar 08	0.92	576	1,993	-0.26%	1.57%	91.37	8.63	0.00	356
Nippon India Low Duration Fund	Mar 07	0.94	7,430	3,301	4.76%	1.58%	91.54	8.46	0.00	350
SBI Magnum Low Duration Fund	Jul 07	1.02	10,539	3,084	1.99%	1.56%	83.56	16.44	0.00	449
Sundaram Low Duration Fund	Sep 04	0.93	437	3,059	8.33%	1.48%	93.15	6.85	0.00	252
Tata Treasury Advantage Fund	Sep 05	0.59	2,664	3,464	-7.62%	1.61%	100.00	0.00	0.00	377
UTI Treasury Advantage Fund	Apr 07	0.44	3,734	3,113	9.92%	1.64%	89.87	10.13	0.00	369
Average		0.82			7.35%		91.96	8.04	0.00	446

Money Market Fund

Scheme Name	Date of Inception	Expense Ratio %	As on 29th September 2023		% Change over a quarter		% Exposure in Holdings*			
			Corpus in crs	NAV (Rs)	Corpus	NAV	AAA and Equivalent	AA and Equivalent	Below AA Including FD	Avg Maturity (in days)
Aditya Birla Sun Life Money Manager Fund	Oct 05	0.33	15,103	325	-0.67%	1.73%	100	0	0	135
Axis Money Market Fund	Aug 19	0.35	7,785	1,255	20.29%	1.70%	100	0	0	173
Bandhan Money Manager Fund	Feb 03	0.97	3,197	36	1.46%	1.55%	100	0	0	143
Baroda BNP Paribas Money Market Fund	Jun 19	0.42	65	1,216	-27.41%	1.61%	100	0	0	62
DSP Savings Fund	Sep 99	0.49	4,488	46	-9.93%	1.63%	100	0	0	157
Edelweiss Money Market Fund	Jun 08	0.96	361	25	-0.85%	1.53%	100	0	0	179
Franklin India Money Market Fund	Feb 02	0.25	1,310	44	1.46%	1.69%	100	0	0	131
HDFC Money Market Fund	Jan 00	0.41	17,088	5,019	3.42%	1.70%	100	0	0	167
HSBC Money Market Fund	Aug 05	0.55	1,246	23	29.06%	1.61%	100	0	0	149
ICICI Prudential Money Market Fund	Mar 06	0.31	14,689	333	8.06%	1.72%	100	0	0	164
Invesco India Money Market Fund	Aug 09	0.55	2,870	2,684	-6.76%	1.60%	100	0	0	169
Kotak Money Market Fund	Jul 03	0.35	15,748	3,941	-10.47%	1.71%	100	0	0	157
LIC MF Money Market Fund	Aug 22	0.61	31	1,067	-23.22%	1.54%	100	0	0	17
Mirae Asset Money Market Fund	Aug 21	0.65	85	1,109	-5.76%	1.62%	100	0	0	154
Nippon India Money Market Fund	Jun 05	0.35	11,609	3,640	-1.22%	1.73%	100	0	0	156
PGIM India Money Market Fund	Mar 20	0.53	287	1,172	7.05%	1.61%	100	0	0	163
SBI Savings Fund	Jul 04	0.76	19,388	37	0.25%	1.61%	100	0	0	168
Sundaram Money Market Fund	Sep 18	0.34	105	13	10.49%	1.62%	100	0	0	135
Tata Money Market Fund	May 03	0.42	13,608	4,142	12.22%	1.73%	100	0	0	162
TRUSTMF Money Market Fund	Aug 22	0.31	128	1,076	19.27%	1.60%	100	0	0	149
Union Money Market Fund	Aug 21	1.03	176	1,099	4.36%	1.47%	100	0	0	146
UTI Money Market Fund	Jul 09	0.27	10,644	2,704	17.55%	1.75%	100	0	0	139
Average		0.51			2.21%		100	0	0	144

Short Duration Fund

Scheme Name	Date of Inception	Expense Ratio %	As on 29th September 2023		% Change over a quarter		% Exposure in Holdings*			
			Corpus in crs	NAV (Rs)	Corpus	NAV	AAA and Equivalent	AA and Equivalent	Below AA Including FD	Avg Maturity (in yrs)
Aditya Birla Sun Life Short Term Fund	May 03	1.09	5,466	41	-9.64%	1.42%	86.43	13.57	0.00	3.28
Axis Short Term Fund	Jan 10	0.99	7,367	27	-1.93%	1.29%	89.28	10.76	-0.04	3.74
Bandhan Bond Fund - Short Term Plan	Dec 00	0.77	8,688	50	-3.76%	1.22%	100.00	0.00	0.00	2.93
Bank of India Short Term Income Fund	Dec 08	1.07	93	23	22.86%	1.14%	95.73	4.27	0.00	3.74
Baroda BNP Paribas Short Duration Fund	Jun 10	1.05	226	26	-1.33%	1.50%	86.75	13.25	0.00	2.63
Canara Robeco Short Duration Fund	Apr 11	1.02	445	22	-13.47%	1.31%	100.00	0.00	0.00	2.45
DSP Short Term Fund	Sep 02	0.92	3,043	41	-0.49%	1.33%	89.63	10.37	0.00	3.44
Groww Short Duration Fund	Sep 13	1.20	38	1,833	-7.60%	1.05%	98.67	0.00	1.33	NA
HDFC Short Term Debt Fund	Jun 10	0.74	12,406	28	0.69%	1.57%	84.68	15.32	0.00	3.43
HSBC Short Duration Fund	Dec 11	0.75	3,379	23	-3.94%	1.33%	99.99	0.00	0.01	2.86
ICICI Prudential Short Term Fund	Oct 01	1.07	18,689	52	4.01%	1.71%	87.72	12.28	0.00	4.60
Invesco India Short Term Fund	Mar 07	1.20	347	3,110	6.94%	1.22%	98.56	1.44	0.00	2.92
JM Short Duration Fund	Aug 22	1.19	122	11	8.20%	1.16%	100.00	0.00	0.00	2.46
Kotak Bond Short Term Fund	May 02	1.17	13,184	46	-0.22%	1.45%	100.00	0.00	0.00	4.64
LIC MF Short Duration Fund	Feb 19	1.33	97	13	-9.72%	1.19%	100.00	0.00	0.00	2.75
Mahindra Manulife Short Term Fund	Feb 21	1.26	45	11	-1.65%	1.34%	87.73	12.27	0.00	4.16
Mirae Asset Short Term Fund	Mar 18	1.15	374	14	-2.59%	1.33%	84.63	15.37	0.00	3.35
Nippon India Short Term Fund	Dec 02	0.94	6,141	46	0.45%	1.37%	94.92	5.08	0.00	2.91
SBI Short Term Debt Fund	Jul 07	0.85	13,200	28	-0.49%	1.49%	90.66	9.34	0.00	3.14
Sundaram Short Term Debt Fund	May 03	0.84	196	39	1.08%	1.30%	100.00	0.00	0.00	3.70
Tata Short Term Bond Fund	Aug 02	1.21	2,267	42	-1.04%	1.22%	99.76	0.00	0.24	3.12
TRUSTMF Short Term Fund	Aug 21	0.73	105	1,098	-22.79%	1.39%	100.00	0.00	0.00	2.26
UTI Short Term Income Fund	Sep 07	0.95	2,389	28	0.60%	1.43%	84.02	15.98	0.00	3.18
Average		1.02			-1.56%		93.88	6.06	0.07	3.26

Medium Duration Fund

Scheme Name	Date of Inception	Expense Ratio %	As on 29th September 2023		% Change over a quarter		% Exposure in Holdings*			
			Corpus in crs	NAV (Rs)	Corpus	NAV	AAA and Equivalent	AA and Equivalent	Below AA Including FD	Avg Maturity (in yrs)
Aditya Birla Sun Life Medium Term Plan	Mar 09	1.58	1,897	33	1.00%	1.27%	67.16	26.14	6.71	5.71
Axis Strategic Bond Fund	Mar 12	1.09	1,917	24	0.98%	1.25%	69.78	26.13	4.09	4.76
Bandhan Bond Fund - Medium Term Plan	Jul 03	1.47	1,813	40	-5.33%	0.83%	100.00	0.00	0.00	4.77
Baroda BNP Paribas Medium Duration Fund	Mar 14	0.97	37	17	15.23%	1.36%	83.71	16.29	0.00	4.41
DSP Bond Fund	Apr 97	0.75	349	71	0.00%	1.32%	100.00	0.00	0.00	4.00
HDFC Medium Term Debt Fund	Feb 02	1.29	4,290	49	0.82%	1.36%	71.72	28.28	0.00	4.43

Medium Duration Fund

Scheme Name	Date of Inception	Expense Ratio %	As on 29th September 2023		% Change over a quarter		% Exposure in Holdings*			
			Corpus in crs	NAV (Rs)	Corpus	NAV	AAA and Equivalent	AA and Equivalent	Below AA Including FD	Avg Maturity (in yrs)
HSBC Medium Duration Fund	Feb 15	1.10	688	18	-0.62%	1.39%	76.19	23.82	-0.01	5.03
ICICI Prudential Medium Term Bond Fund	Sep 04	1.40	6,505	39	-0.75%	1.38%	56.22	43.78	0.00	4.86
Invesco India Medium Duration Fund	Jul 21	1.35	243	1,082	-0.17%	1.05%	85.78	14.22	0.00	4.55
Kotak Medium Term Fund	Mar 14	1.58	1,906	20	-8.88%	1.28%	60.47	30.60	8.92	6.42
Nippon India Strategic Debt Fund	Jun 14	1.93	122	13	-6.00%	1.20%	71.68	28.32	0.00	4.11
SBI Magnum Medium Duration Fund	Nov 03	1.22	7,043	45	-1.31%	1.38%	55.15	41.64	3.21	4.81
Sundaram Medium Term Bond Fund	Dec 97	2.17	44	62	-2.28%	0.60%	100.00	0.00	0.00	4.24
Union Medium Duration Fund	Sep 20	0.90	134	11	-2.89%	1.13%	100.00	0.00	0.00	4.59
UTI Medium Term Fund	Mar 15	1.59	43	16	-4.35%	1.30%	62.45	37.55	0.00	4.33
Average		1.36			-0.97%		77.35	21.12	1.53	4.73

Medium to Long Duration Fund

Scheme Name	Date of Inception	Expense Ratio %	As on 29th September 2023		% Change over a quarter		% Exposure in Holdings*			
			Corpus in crs	NAV (Rs)	Corpus	NAV	Gsec/SOV	AAA and Equivalent	AA Equivalent & Below	Avg Maturity (in yrs)
Aditya Birla Sun Life Income Fund	Oct 95	1.09	1,790	109	-2.44%	0.80%	86.22	13.78	0.00	10.20
Bandhan Bond Fund - Income Plan	Jul 00	1.98	491	57	-1.22%	0.53%	97.50	2.50	0.00	9.87
Canara Robeco Income Fund	Sep 02	1.88	125	49	-3.47%	0.77%	95.39	4.61	0.00	8.73
HDFC Income Fund	Sep 00	2.02	635	50	2.47%	0.76%	74.33	25.67	0.00	10.20
HSBC Medium to Long Duration Fund	Dec 02	1.91	44	37	0.29%	0.62%	87.66	12.34	0.00	7.78
ICICI Prudential Bond Fund	Aug 08	1.11	2,805	35	4.85%	1.31%	73.77	26.23	0.00	6.87
JM Medium to Long Duration Fund	Apr 95	1.04	23	54	13.74%	0.77%	88.23	11.77	0.00	6.18
Kotak Bond Fund	Nov 99	1.76	1,783	67	4.73%	1.02%	85.26	14.74	0.00	11.95
LIC MF Bond Fund	Sep 99	1.22	196	63	21.11%	0.88%	91.16	8.84	0.00	8.60
Nippon India Income Fund	Jan 98	1.37	286	78	5.15%	0.86%	78.92	21.08	0.00	8.89
SBI Magnum Income Fund	Nov 98	1.46	1,678	62	4.60%	1.17%	40.33	20.10	39.57	7.75
UTI Bond Fund	Jun 98	1.62	311	64	-2.72%	0.82%	70.09	28.38	1.53	9.89
Average		1.54			3.93%		80.74	15.84	3.43	8.91

Dynamic Bond Fund

Scheme Name	Date of Inception	Expense Ratio %	As on 29th September 2023		% Change over a quarter		% Exposure in Holdings*			
			Corpus in crs	NAV (Rs)	Corpus	NAV	Gsec/SOV	AAA and Equivalent	AA Equivalent & Below	Avg Maturity (in yrs)
360 ONE Dynamic Bond Fund	Jun 13	0.52	745	19	-7.30%	1.28%	56.04	37.93	6.04	7.35
Aditya Birla Sun Life Dynamic Bond Fund	Sep 04	1.23	1,712	40	3.48%	1.15%	59.74	29.46	10.80	5.87
Axis Dynamic Bond Fund	Apr 11	0.66	1,758	26	-4.25%	1.10%	31.69	68.31	0.00	6.44
Bandhan Dynamic Bond Fund	Dec 08	1.61	2,225	29	-4.63%	0.62%	98.44	1.56	0.00	11.35
Baroda BNP Paribas Dynamic Bond Fund	Sep 04	1.69	142	40	-3.75%	0.90%	82.76	17.24	0.00	5.32
Canara Robeco Dynamic Bond Fund	May 09	1.75	117	26	0.52%	0.72%	86.89	13.11	0.00	9.97
DSP Strategic Bond Fund	May 07	1.17	807	2,914	40.15%	1.15%	71.30	22.26	6.44	18.99
Groww Dynamic Bond Fund	Dec 18	1.45	36	1,301	0.09%	0.70%	61.94	35.86	2.20	NA
HDFC Dynamic Debt Fund	Apr 97	1.72	642	78	0.66%	1.33%	80.34	19.66	0.00	7.22
HSBC Dynamic Bond Fund	Aug 06	0.76	187	26	-4.07%	1.15%	60.12	39.88	0.00	7.05
ICICI Prudential All Seasons Bond Fund	Jan 10	1.31	11,097	32	4.68%	1.53%	51.21	22.71	26.08	4.86
ITI Dynamic Bond Fund	Jul 21	1.19	37	11	-33.53%	1.14%	29.52	70.48	0.00	4.71
JM Dynamic Bond Fund	Jun 03	0.98	44	36	0.26%	0.93%	78.89	21.11	0.00	2.16
Kotak Dynamic Bond Fund	May 08	1.30	2,471	32	-3.28%	1.26%	62.02	18.87	19.11	9.17
Mahindra Manulife Dynamic Bond Yojana	Aug 18	1.58	74	12	-7.75%	0.83%	62.76	33.89	3.35	6.13
Mirae Asset Dynamic Bond Fund	Mar 17	1.12	199	14	-2.18%	1.05%	48.38	51.62	0.00	3.31
Nippon India Dynamic Bond Fund	Nov 04	0.70	4,468	32	-0.96%	1.07%	97.31	2.69	0.00	6.67
PGIM India Dynamic Bond Fund	Jan 12	1.64	124	2,286	-4.00%	0.95%	46.59	53.41	0.00	5.41
Quantum Dynamic Bond Fund	May 15	0.51	91	19	3.79%	1.28%	85.12	14.88	0.00	9.68
SBI Dynamic Bond Fund	Jan 04	1.44	2,966	31	-1.23%	0.99%	61.77	38.23	0.00	5.51
Union Dynamic Bond Fund	Feb 12	1.50	92	20	-3.32%	0.81%	75.81	24.19	0.00	7.79
UTI Dynamic Bond Fund	Jun 10	1.53	440	27	-15.56%	1.29%	64.95	32.82	2.23	11.17
Average		1.24			-1.92%		66.07	30.46	3.47	7.43

Corporate Bond Fund

Scheme Name	Date of Inception	^ Expense Ratio %	As on 29th September 2023		% Change over a quarter		% Exposure in Holdings*			
			Corpus in crs	NAV (Rs)	Corpus	NAV	Gsec/SOV	AAA and Equivalent	AA Equivalent & Below	Avg Maturity (in yrs)
Aditya Birla Sun Life Corporate Bond Fund	Mar 97	0.50	17,915	98	1.75%	1.66%	28.39	71.61	0.00	3.93
Axis Corporate Debt Fund	Jul 17	0.94	4,948	15	2.79%	1.45%	27.40	72.63	-0.03	4.25
Bandhan Corporate Bond Fund	Jan 16	0.61	14,174	17	-1.30%	1.60%	10.20	89.80	0.00	0.46
Baroda BNP Paribas Corp Bond Fund	Nov 08	0.58	142	24	0.59%	1.25%	16.26	83.74	0.00	5.75
Canara Robeco Corporate Bond Fund	Feb 14	1.03	170	19	-8.16%	1.25%	16.10	83.90	0.00	3.02
DSP Corporate Bond Fund	Sep 18	0.50	2,549	14	-1.50%	1.35%	24.06	75.94	0.00	3.37
Franklin India Corporate Debt Fund	Jun 97	0.74	801	86	6.20%	1.43%	10.32	87.53	2.16	1.45
HDFC Corporate Bond Fund	Jun 10	0.60	26,855	28	0.91%	1.76%	19.97	80.03	0.00	4.98
HSBC Corporate Bond Fund	Mar 97	0.63	6,655	64	-7.67%	1.14%	20.57	79.43	0.00	5.10
ICICI Prudential Corporate Bond Fund	Aug 09	0.53	23,380	26	6.63%	1.92%	25.49	74.51	0.00	3.79
Invesco India Corporate Bond Fund	Aug 07	0.66	2,538	2,764	0.22%	1.42%	24.99	75.01	0.00	3.46
Kotak Corporate Bond Fund	Sep 07	0.67	10,718	3,275	4.19%	1.51%	25.06	74.94	0.00	4.54
Mirae Asset Corp Bond Fund	Mar 21	0.91	60	11	-3.72%	1.23%	19.05	80.95	0.00	4.43
Nippon India Corporate Bond Fund	Sep 00	0.67	2,458	52	0.82%	1.42%	18.72	81.28	0.00	3.76
PGIM India Corp Bond Fund	Jan 03	1.03	120	38	152.84%	1.25%	11.95	88.05	0.00	2.57
SBI Corporate Bond Fund	Feb 19	0.80	19,189	14	5.06%	1.46%	18.20	81.14	0.66	3.59
Sundaram Corporate Bond Fund	Dec 04	0.51	809	35	-9.34%	1.34%	18.50	81.50	0.00	3.56
Tata Corporate Bond Fund	Dec 21	0.88	660	11	1.31%	1.45%	23.61	52.97	23.42	3.84
TRUSTMF Corporate Bond Fund	Jan 23	0.65	130	1,046	29.24%	1.41%	19.16	80.84	0.00	3.20
Union Corporate Bond Fund	May 18	0.69	444	13	1.39%	1.36%	16.93	81.96	1.10	3.69
UTI Corporate Bond Fund	Aug 18	0.57	3,078	14	-4.51%	1.46%	25.09	74.91	0.00	3.22
Average		0.70			8.46%		20.00	78.70	1.30	3.62

Credit Risk Fund

Scheme Name	Date of Inception	^ Expense Ratio %	As on 29th September 2023		% Change over a quarter		% Exposure in Holdings*			
			Corpus in crs	NAV (Rs)	Corpus	NAV	AAA and Equivalent	AA and Equivalent	Below AA Including FD	Avg Maturity (in yrs)
Aditya Birla Sun Life Credit Risk Fund	Apr 15	1.57	1002	18	-1.85%	1.49%	41.88	48.64	9.49	2.35
Axis Credit Risk Fund	Jul 14	1.61	519	19	-3.09%	1.51%	48.25	44.76	6.99	1.97
Bandhan Credit Risk Fund	Mar 17	1.60	400	14	-7.95%	1.15%	41.16	58.84	0.00	15.58
Bank of India Credit Risk Fund	Feb 15	1.46	152	11	-2.95%	1.42%	41.61	58.39	0.00	0.81
Baroda BNP Paribas Credit Risk Fund	Jan 15	1.60	162	19	-1.26%	1.67%	25.76	73.12	1.11	2.42
DSP Credit Risk Fund	May 03	1.14	192	36	-2.03%	1.63%	27.39	72.61	0.00	2.35
HDFC Credit Risk Debt Fund	Mar 14	1.56	8356	21	-1.85%	1.46%	44.73	51.30	3.97	2.58
HSBC Credit Risk Fund	Oct 09	1.67	385	25	91.44%	1.70%	43.81	56.19	0.00	2.15
ICICI Prudential Credit Risk Fund	Dec 10	1.56	7503	27	-2.20%	1.60%	39.14	44.23	16.64	3.28
Invesco India Credit Risk Fund	Sep 14	1.50	136	1641	0.64%	1.31%	41.83	58.13	0.04	1.93
Kotak Credit Risk Fund	May 10	1.70	973	26	-8.47%	1.52%	18.51	61.55	19.94	3.09
Nippon India Credit Risk Fund	Jun 05	1.63	1018	30	0.30%	1.81%	40.51	37.15	22.34	2.04
SBI Credit Risk Fund	Jul 04	1.55	2717	40	-2.01%	1.57%	42.78	52.35	4.87	4.05
UTI Credit Risk Fund	Nov 12	1.60	417	15	-2.45%	1.54%	31.10	68.90	0.00	2.64
Average		1.55			4.02%		37.75	56.15	6.10	3.37

Banking and PSU Fund

Scheme Name	Date of Inception	^ Expense Ratio %	As on 29th September 2023		% Change over a quarter		% Exposure in Holdings*			
			Corpus in crs	NAV (Rs)	Corpus	NAV	Gsec/SOV	AAA and Equivalent	AA Equivalent & Below	Avg Maturity (in yrs)
Aditya Birla Sun Life Banking & PSU Debt Fund	May 08	0.71	8,284	320	-1.16%	1.43%	17.64	79.41	2.95	5.32
Axis Banking & PSU Debt Fund	Jun 12	0.63	14,425	2,308	-1.97%	1.44%	11.10	88.90	0.00	2.67
Bandhan Banking & PSU Debt Fund	Mar 13	0.62	14,657	22	-2.79%	1.41%	17.67	82.33	0.00	2.55
Baroda BNP Paribas Banking and PSU Bond Fund	Dec 20	0.79	30	11	-16.88%	1.22%	13.52	86.48	0.00	5.07
Canara Rob Banking and PSU Debt Fund	Aug 22	0.71	425	11	-0.30%	1.35%	11.74	88.26	0.00	3.77
DSP Banking & PSU Debt Fund	Sep 13	0.57	2,562	21	0.98%	1.33%	16.98	83.02	0.00	5.53
Edelweiss Banking and PSU Debt Fund	Sep 13	0.70	337	21	-8.49%	1.07%	17.71	82.29	0.00	5.77
Franklin India Banking & PSU Debt Fund	Apr 14	0.49	650	20	-5.32%	1.49%	7.39	92.61	0.00	1.83
HDFC Banking and PSU Debt Fund	Mar 14	0.81	6,485	20	2.25%	1.53%	17.05	82.95	0.00	3.42
HSBC Banking and PSU Debt Fund	Sep 07	0.61	4,494	21	-5.72%	1.34%	22.74	77.26	0.00	2.55

Banking and PSU Fund

Scheme Name	Date of Inception	^ Expense Ratio %	As on 29th September 2023		% Change over a quarter		% Exposure in Holdings*			
			Corpus in crs	NAV (Rs)	Corpus	NAV	Gsec/SOV	AAA and Equivalent	AA Equivalent & Below	Avg Maturity (in yrs)
ICICI Prudential Banking & PSU Debt Fund	Jan 10	0.76	8,302	29	2.15%	1.84%	24.31	75.69	0.00	4.31
Invesco India Banking & PSU Debt Fund	Dec 12	0.70	118	1,972	-1.14%	1.30%	19.17	80.83	0.00	4.69
ITI Banking & PSU Debt Fund	Oct 20	0.70	30	11	-3.78%	1.42%	11.41	88.59	0.00	2.55
Kotak Banking & PSU Debt Fund	Dec 98	0.81	6,066	57	-4.15%	1.46%	19.20	72.44	8.35	10.01
LIC MF Banking & PSU Debt Fund	May 07	0.78	1,107	30	-4.19%	1.31%	17.68	82.32	0.00	3.18
Mirae Asset Banking & PSU Debt Fund	Jul 20	0.83	82	11	-9.60%	1.28%	14.69	85.31	0.00	4.66
Nippon India Banking & PSU Debt Fund	May 15	0.74	5,302	18	-3.17%	1.33%	14.12	85.88	0.00	3.78
SBI Banking & PSU Fund	Oct 09	0.81	4,447	2,727	-12.60%	1.41%	12.07	83.87	4.07	3.38
Sundaram Banking & PSU Debt Fund	Dec 04	0.39	357	37	-22.48%	1.40%	13.71	86.29	0.00	2.70
Tata Banking & PSU Debt Fund	Oct 19	0.72	238	13	-10.01%	1.37%	19.62	80.38	0.00	2.98
TRUSTMF Banking & PSU Debt Fund	Feb 21	0.71	297	1,115	-11.34%	1.57%	11.94	81.28	6.78	7.60
UTI Banking & PSU Debt Fund	Feb 14	0.57	960	19	-1.60%	1.26%	24.07	75.93	0.00	3.66
Average		0.69			-5.51%		16.16	82.83	1.01	4.18

Floater Fund

Scheme Name	Date of Inception	^ Expense Ratio %	As on 29th September 2023		% Change over a quarter		% Exposure in Holdings*			
			Corpus in crs	NAV (Rs)	Corpus	NAV	AAA and Equivalent	AA and Equivalent	Below AA Including FD	Avg Maturity (in yrs)
Aditya Birla Sun Life Floating Rate Fund	Mar 09	0.46	13,007	304	5.52%	1.88%	100.00	0.00	0.00	1.15
Axis Floater Fund	Jul 21	0.53	307	1,113	-1.12%	1.40%	100.13	0.00	-0.13	6.52
Bandhan Floating Rate Fund	Feb 21	0.82	206	11	-0.76%	1.51%	90.27	9.74	0.00	1.32
Baroda BNP Paribas Floater Fund	Apr 23	0.64	43	10	-38.75%	2.11%	100.00	0.00	0.00	0.75
DSP Floater Fund	Mar 21	0.47	960	11	10.92%	2.05%	94.67	5.33	0.00	5.08
Franklin India Floating Rate Fund	Apr 01	0.91	363	36	27.41%	2.10%	97.20	2.80	0.00	4.60
HDFC Floating Rate Debt Fund	Oct 07	0.48	15,993	44	11.01%	2.16%	88.13	11.87	0.00	4.37
ICICI Prudential Floating Interest Fund	Nov 05	1.27	12,576	372	12.70%	2.44%	91.87	8.13	0.00	6.87
Kotak Floating Rate Fund	May 19	0.62	4,698	1,315	9.34%	1.92%	92.35	7.65	0.00	3.34
Nippon India Floating Rate Fund	Sep 04	0.58	7,227	39	-0.34%	1.76%	99.99	0.00	0.01	3.72
SBI Floating Rate Debt Fund	Oct 20	0.46	1,796	12	46.76%	2.41%	99.44	0.56	0.00	5.93
Tata Floating Rate Fund	Jul 21	0.73	282	11	10.63%	1.77%	91.17	8.83	0.00	1.45
UTI Floater Fund	Oct 18	0.85	1,460	1,323	-4.73%	1.52%	100.00	0.00	0.00	0.95
Average		0.68			6.82%		95.79	4.22	-0.01	3.54

Gilt Fund

Scheme Name	Date of Inception	^ Expense Ratio %	As on 29th September 2023		% Change over a quarter		Avg Maturity (in yrs)
			Corpus in crs	NAV (Rs)	Corpus	NAV	
Aditya Birla SL Government Securities Fund	Oct 99	1.11	1,460	70	2.23%	0.84%	8.57
Axis Gilt Fund	Jan 12	0.90	213	22	-0.80%	0.92%	7.33
Bandhan Gov Sec. Fund-Invt Plan	Dec 08	1.24	1,429	30	-6.02%	0.70%	11.78
Baroda BNP Paribas Gilt Fund	Mar 02	0.45	878	37	8.96%	0.91%	8.91
Canara Robeco Gilt Fund	Dec 99	1.25	95	66	4.66%	0.89%	9.28
DSP Government Securities Fund	Sep 99	1.11	582	82	-0.76%	0.85%	20.39
Edelweiss Government Securities Fund	Feb 14	1.15	135	21	-2.77%	0.72%	9.87
Franklin India Government Securities Fund	Dec 01	1.08	130	52	2.01%	0.94%	1.61
HDFC Gilt Fund	Jul 01	0.89	2,081	48	3.23%	1.20%	6.13
HSBC Gilt Fund	Mar 00	1.70	215	58	-4.63%	0.65%	7.88
ICICI Prudential Gilt Fund	Aug 99	1.09	4,143	89	15.55%	2.00%	5.52
Invesco India Gilt Fund	Feb 08	1.25	22	2,437	-0.38%	0.65%	8.56
Kotak Gilt Fund	Dec 98	1.47	2,709	84	12.13%	1.25%	11.93
LIC MF Gilt Fund	Nov 99	1.48	46	52	1.18%	0.86%	6.84
Nippon India Gilt Securities Fund	Aug 08	1.40	1,405	33	-0.33%	0.77%	8.68
PGIM India Gilt Fund	Oct 08	1.46	129	26	-3.79%	1.09%	7.26
Quant Gilt Fund	Dec 22	1.41	61	10	17.73%	1.13%	5.18
SBI Magnum Gilt Fund	Dec 00	0.95	7,268	57	5.44%	0.97%	5.20
Tata Gilt Securities Fund	Sep 99	1.73	304	68	11.20%	1.02%	14.58
Union Gilt Fund	Aug 22	1.14	121	11	-11.51%	0.83%	7.41
UTI Gilt Fund	Jan 02	0.93	538	55	0.69%	1.32%	12.01
Average		1.20			2.57%		8.81

Gilt Fund with 10 yr constant duration

Scheme Name	Date of Inception	^ Expense Ratio %	As on 29th September 2023		% Change over a quarter		Avg Maturity (in yrs)
			Corpus in crs	NAV (Rs)	Corpus	NAV	
Bandhan G-Sec-Constant Maturity Plan	Mar 02	0.51	307	39	1.13%	0.72%	10.88
DSP 10Y G-Sec Fund	Sep 14	0.50	52	19	2.84%	0.80%	9.70
ICICI Pru Constant Maturity Gilt Fund	Sep 14	0.39	1971	21	-9.99%	0.83%	9.83
SBI Magnum Constant Maturity Fund	Dec 00	0.64	1533	55	1.16%	0.76%	9.57
UTI Gilt Fund with 10 year Constant Duration	Aug 22	0.70	163	11	-4.43%	0.78%	9.71
Average		0.55			-1.86%		9.94

DEFINITION OF LARGE CAP, MID CAP AND SMALL CAP:

- **Large Cap:** 1st -100th company in terms of full market capitalization
- **Mid Cap:** 101st -250th company in terms of full market capitalization
- **Small Cap:** 251st company onwards in terms of full market capitalization

SCHEME CLASSIFICATION:**Equity Schemes:**

Flexi Cap Fund: An open ended equity scheme investing across large cap, mid cap, small cap stocks, Minimum investment in equity & equity related instruments 65% of total assets

Multi Cap Funds: Minimum investment in equity & equity related instruments 75% of total assets, with a minimum 25% allocation to large, mid and small cap stocks

Large Cap Fund: An open ended equity scheme predominantly investing in large cap stocks, Minimum investment in equity & equity related instruments of large cap companies 80% of total assets

Large & Mid Cap Fund: An open ended equity scheme investing in both large cap and mid cap stocks, Minimum investment in equity & equity related instruments of large cap companies 35% of total assets & mid cap companies 35% of total assets

Mid Cap Fund: An open ended equity scheme predominantly investing in mid cap stocks, Minimum investment in equity & equity related instruments of mid cap companies 65% of total assets

Small cap Fund: An open ended equity scheme predominantly investing in small cap stocks, Minimum investment in equity & equity related instruments of small cap companies 65% of total assets

Dividend Yield Fund: An open ended equity scheme predominantly investing in dividend yielding stocks, Minimum investment in equity 65% of total assets

Value Fund: An open ended equity scheme following a value investment strategy, Minimum investment in equity & equity related instruments 65% of total assets

Contra Fund: An open ended equity scheme following contrarian investment strategy, Minimum investment in equity & equity related instruments 65% of total assets

Focused Fund: An open ended equity scheme investing in maximum 30 stocks (where the scheme intends to focus, multi cap, large cap, mid cap, small cap), Minimum investment in equity & equity related instruments 65% of total assets

Sectoral/ Thematic: An open ended equity scheme investing in Sector / Theme, Minimum investment in equity & equity related instruments of a particular sector / particular theme 80% of total assets

ELSS: An open ended equity linked saving scheme with a statutory lock in of 3 years and tax benefit, Minimum investment in equity & equity related instruments 80% of total assets

Debt Schemes:

Overnight Fund: Investment in overnight securities having maturity of 1 day

Liquid Fund: Investment in Debt and money market securities with maturity of upto 91 days only

Ultra Short Duration Fund : Investment in Debt & Money Market instruments such that the Macaulay duration of the portfolio is between 3 - 6 months

Low Duration Fund: Investment in Debt & Money Market instruments such that the Macaulay duration of the portfolio is between 6 - 12 months

Money Market Fund: Investment in Money Market instruments having maturity upto 1 year

Short Duration FundL: Investment in Debt & Money Market instruments such that the Macaulay duration of the portfolio is between 1 - 3 years

Medium Duration Fund: Investment in Debt & Money Market instruments such that the Macaulay duration of the portfolio is between 3 - 4 years. Portfolio Macaulay duration under anticipated adverse situation is 1 year to 4 years.

Medium to Long Duration Fund: Investment in Debt & Money Market instruments such that the Macaulay duration of the portfolio is between 4 - 7 years. Portfolio Macaulay duration under anticipated adverse situation is 1 year to 7 years.

Long Duration Fund: Investment in Debt & Money Market Instruments such that the Macaulay duration of the portfolio is greater than 7 years

Dynamic Bond Fund: Investment across duration

Corporate Bond Fund: Minimum investment in corporate bonds 80% of total assets (only in AA+ and above rated corporate bonds)

Credit Risk Fund: Minimum investment in corporate bonds 65% of total assets [only in AA (excluding AA+) and below rated corporate bonds]

Banking and PSU Fund: Minimum investment in Debt instruments of banks, Public Sector Undertakings, Public Financial Institutions and Municipal Bonds - 80% of total assets

Gilt Fund: Minimum investment in Gsecs 80% of total assets (across maturity)

Gilt Fund with 10 year constant duration : Minimum investment in Gsecs 80% of total assets such that the Macaulay duration of the portfolio is equal to 10 years

Floater Fund: Minimum investment in floating rate instruments (including fixed rate instruments converted to floating rate exposures using swaps/ derivatives) - 65% of total assets

Macaulay Duration : It is the weighted average term to maturity of the cash flows from an instrument. The weight of each cash flow is determined by dividing the present value of the cash flow by the price. Macaulay duration is a measure of interest rate sensitivity of a Fixed income instrument. Higher the Macaulay duration, higher would be the interest rate risk.

Hybrid Schemes:

Conservative Hybrid Fund: An open ended hybrid scheme investing predominantly in debt instruments, Investment in equity & equity related instruments between 10% and 25% of total assets; Debt instruments between 75% and 90% of total assets

Aggressive Hybrid Fund: An open ended hybrid scheme investing predominantly in equity and equity related instruments, Equity & Equity related instruments between 65% and 80% of total assets; Debt instruments between 20% 35% of total assets

Dynamic Asset Allocation or Balanced Advantage: An open ended dynamic asset allocation fund, Investment in equity / debt that is managed dynamically

Multi Asset Allocation: An open ended scheme investing in three different asset classes with a minimum allocation of at least 10% each in all three asset classes

Arbitrage Fund: An open ended scheme investing in arbitrage opportunities. Minimum investment in equity & equity related instruments 65% of total assets

Equity Savings: An open ended scheme investing in equity,

arbitrage and debt, Minimum investment in equity & equity related instruments 65% of total assets and debt 10% of total assets

Solution Oriented Schemes :

Retirement Fund: An open ended retirement solution oriented scheme having a lock-in of 5 years or till retirement age (whichever is earlier)

Children's Fund: An open ended fund for investment for children having a lock-in for at least 5 years or till the child attains age of majority (whichever is earlier)

Other Schemes:

Index Funds/ ETFs: Minimum investment in securities of a particular index (which is being replicated / tracked) 95% of total assets

FoFs (Overseas/ Domestic): An open ended fund of fund scheme. Minimum investment in the underlying fund 95% of total assets

How To Read Fund Performance Scorecard

Rank: Higher the return, Higher the rank, i.e. scheme with the highest return will have the first rank. If a scheme has higher ranks (Rank 1 or 2) in all the given periods, then that scheme is considered to be a good performing as well as consistent scheme.

Quartile: Performance for the period is differentiated in four quartiles. First quartile represents best performing schemes (top 25% schemes), while last or fourth quartile represents relatively worst performing schemes for the period. **If a scheme remains in first or second quartile for all the given periods, then the performance of the scheme is considered as consistent & above average.** For further filtration, risk ratio should be considered.

Standard Deviation: Standard Deviation is absolute measure of volatility. It suggests the deviation of returns from its mean.

Beta: It is the measure of the volatility of a security or a portfolio as compared to the market as a whole. Beta signifies the risk or volatility relative to the Benchmark Indices. By definition, benchmark index holds Beta of 1. For example - If a fund's Beta is 1.2, it simply means that the fund is 1.2 times more volatile than the benchmark index.

Sharpe Ratio: The Sharpe ratio, also known as Reward to Risk Ratio, measures the risk-adjusted performance. It indicates the excess return per unit of risk associated with the excess return.

To calculate Sharpe ratio, risk free rate is subtracted from portfolio returns and dividing the result by the standard deviation of the portfolio returns. **The higher the Sharpe Ratio, the better the performance.** A negative Sharpe indicates that a rational investor would choose risk-less asset over the risky investment under analysis.

Treynor Ratio: The Treynor ratio, also known as the Reward to Volatility ratio, measures returns earned in excess of that which could have been earned on a risk-less investment per each unit of market risk. To calculate Treynor ratio, risk free rate is subtracted from portfolio returns and dividing the result by the Beta of the portfolio returns. Treynor ratio is a risk-adjusted measure of return based on systematic risk. It is similar to the Sharpe ratio, but the Treynor ratio uses beta as the measurement of volatility whereas Sharpe ratio uses Standard Deviation. **The higher Treynor Ratio score means better the fund.**

Alpha: The excess return of the fund relative to the return of the benchmark index is a fund's alpha. Alpha is the actual return in excess to what was predicted using the CAPM model. Alpha is often considered to represent the value that a portfolio manager adds to or subtracts from a fund's return. **The higher Alpha score means better the fund.**

Diversification - A risk management technique that mixes a wide variety of investments within a portfolio. The rationale behind this technique contends that a portfolio of different kinds of investments will, on average, yield higher returns and pose a lower risk than any individual investment found within the portfolio. Diversification strives to smooth out unsystematic risk events in a portfolio so that the positive performance of some investments will neutralize the negative performance of others. Therefore, the benefits of diversification will hold only if the securities in the portfolio are not perfectly correlated (ideally perfectly negatively correlated).

Risk Adjusted Returns - We should know that how much risk is involved in producing an investment's return. The return generated in excess of risk is known as Risk Adjusted Return and is generally expressed as a number or rating. Risk-adjusted returns are applied to individual securities and investment funds and portfolios. There are five principal risk measures: Alpha, Beta, R-squared, Standard Deviation and the Sharpe ratio. Each risk measure is unique in how it measures risk.

Large Cap Fund

Scheme Name	CAGR Returns %				Quartile			
	1 Yr	3 Yr	5 Yr	10 Yr	1 Yr	3 Yr	5 Yr	10 Yr
Aditya Birla Sun Life Frontline Equity Fund - Gr	18.72	22.74	13.18	14.92	2	1	2	2
Axis Bluechip Fund - Gr	9.43	15.06	11.88	13.96	4	4	4	3
Bandhan Large Cap Fund - Regular Gr	15.43	18.04	11.92	12.39	4	4	3	4
Bank of India Bluechip Fund - Gr	17.22	N.A.	N.A.	N.A.	3	-	-	-
Baroda BNP Paribas Large Cap Fund - Gr	19.39	20.45	14.7	14.93	2	2	1	2
Canara Robeco Bluechip Equity Fund - Gr	17.13	19.56	14.79	14.69	3	3	1	2
DSP Top 100 Equity Fund Gr	19.79	19.33	11.89	12.61	1	3	4	4
Edelweiss Large Cap Fund - Gr	21.49	21.24	13.47	14.75	1	2	2	2
Franklin India Bluechip Fund Gr	15.35	22.57	11.23	12.99	4	2	4	4
Groww Large Cap Fund - Gr	16.14	17.58	10.22	12.09	3	4	4	4
HDFC Top 100 Fund - Gr	25.76	27.13	13.68	15.49	1	1	2	1
HSBC Large Cap Fund - Gr	18.36	19.98	12.58	13.6	2	3	3	3
ICICI Prudential Bluechip Fund - Gr	23.05	24.72	14.37	15.62	1	1	1	1
Invesco India Largecap Fund - Gr	17.91	19.68	12.88	14.32	3	3	3	3
ITI Large Cap Fund - Gr	18.14	N.A.	N.A.	N.A.	2	-	-	-
JM Large Cap Fund - Gr	21.04	18.73	12.29	13.17	1	4	3	3
Kotak Bluechip Fund - Gr	17.93	20.77	14	15.05	3	2	2	2
LIC MF Large Cap Fund - Gr	11.07	17.61	11.91	12.65	4	4	4	4
Mahindra Manulife Large Cap Fund - Gr	17.14	22.26	N.A.	N.A.	3	2	-	-
Mirae Asset Large Cap Fund - Gr	15.84	19.51	13.07	17.24	4	3	2	1
Nippon India Large Cap Fund - Gr	27.16	30.3	15.15	17.4	1	1	1	1
PGIM India Large Cap Fund - Gr	17.4	17.63	10.99	13.22	3	4	4	3
Quant Large Cap Fund - Gr	14.22	N.A.	N.A.	N.A.	4	-	-	-
SBI Blue Chip Fund - Gr	19.74	23.22	14.35	16.03	1	1	1	1
Sundaram Large Cap Fund - Gr	18.47	N.A.	N.A.	N.A.	2	-	-	-
Tata Large Cap Fund - Gr	18.89	22.95	13.4	13.36	2	1	2	3
Taurus Largecap Equity Fund - Gr	10.63	18.09	10.01	11.6	4	4	4	4
Union Largecap Fund - Gr	18.42	20.76	12.54	N.A.	2	2	3	-
UTI Master Share - Gr	14.55	20.43	13.03	14.33	4	3	3	2
Average of Large Cap Funds	17.79	20.81	12.81	14.19				
NIFTY 50 TRI	17.97	21.96	13.77	14.28				
S&P BSE 100 TRI	17.91	22.62	14.05	14.74				
Universe	29	25	24	23				

Large & Mid Cap Fund

Scheme Name	CAGR Returns %				Quartile			
	1 Yr	3 Yr	5 Yr	10 Yr	1 Yr	3 Yr	5 Yr	10 Yr
Aditya Birla Sun Life Equity Advantage Fund - Gr	17.40	19.58	12.12	16.60	4	4	4	2
Axis Growth Opportunities Fund - Gr	18.07	23.66	N.A.	N.A.	4	3	-	-
Bandhan Core Equity Fund - Regular Plan - Gr	28.59	27.11	15.28	15.33	1	2	3	4
Bank of India Large & Mid Cap Equity Fund - Reg Gr	20.66	23.23	15.14	13.92	3	4	3	4
Baroda BNP Paribas Large & Mid Cap Fund - Gr	22.35	23.94	N.A.	N.A.	2	3	-	-
Canara Robeco Emerging Equities Fund - Gr	14.82	22.21	15.60	22.97	4	4	3	1
DSP Equity Opportunities Fund - Gr	23.31	25.29	15.79	17.25	2	2	2	2
Edelweiss Large & Mid Cap Fund - Regular Gr	19.01	24.46	15.86	16.30	3	3	2	3
Franklin India Equity Advantage Fund - Gr	16.59	24.82	12.40	15.28	4	3	4	4
HDFC Large and Mid Cap Fund - Gr	29.13	32.01	17.81	14.35	1	1	1	4
HSBC Large and Mid Cap Fund - Gr	24.31	24.08	N.A.	N.A.	2	3	-	-
ICICI Prudential Large & Mid Cap Fund - Gr	24.73	31.54	17.02	16.04	1	1	2	3
Invesco India Growth Opportunities Fund - Gr	20.00	20.29	13.52	16.17	3	4	4	3
Kotak Equity Opportunities Fund - Gr	24.47	25.32	17.40	17.74	1	2	1	2
LIC MF Large & Mid Cap Fund - Gr	12.02	21.03	14.36	N.A.	4	4	4	-
Mahindra Manulife Large & Mid Cap Fund - Gr	23.57	27.90	N.A.	N.A.	2	2	-	-
Mirae Asset Emerging Bluechip Fund - Gr	22.22	24.85	18.69	24.65	2	3	1	1
Motilal Oswal Large and Mid-Cap Fund - Gr	31.55	29.86	N.A.	N.A.	1	1	-	-
Navi Large & Midcap Fund - Gr	18.73	24.49	15.57	N.A.	3	3	3	-
Nippon India Vision Fund Gr	22.85	25.81	14.68	15.84	2	2	4	3
Quant Large and Mid Cap Fund - Gr	22.01	28.53	18.32	21.51	2	1	1	1
SBI Large & Midcap Fund - Gr	18.83	28.24	16.92	18.40	3	1	2	1
Sundaram Large & Midcap Fund - Gr	17.80	23.40	14.39	17.39	4	4	4	2
Tata Large & Mid Cap Fund - Gr	21.16	25.00	17.40	16.64	3	2	1	2
Union Large & Midcap Fund - Gr	17.75	22.88	N.A.	N.A.	4	4	-	-
UTI Core Equity Fund - Gr	27.10	29.05	15.63	14.96	1	1	3	4
Average of Large & Mid Cap Funds	21.50	25.33	15.70	17.30				
NIFTY 100 TRI	15.12	21.29	13.25	14.5				
S&P BSE 200 TRI	17.90	23.40	14.69	15.55				
Universe	26	26	20	18				

Multi Cap Fund

Scheme Name	CAGR Returns %				Quartile			
	1 Yr	3 Yr	5 Yr	10 Yr	1 Yr	3 Yr	5 Yr	10 Yr
Aditya Birla Sun Life Multi-Cap Fund - Gr	22.46	N.A.	N.A.	N.A.	3	-	-	-
Axis Multicap Fund - Regular Gr	22.95	N.A.	N.A.	N.A.	3	-	-	-
Bandhan Multi Cap Fund - Gr	23.15	N.A.	N.A.	N.A.	2	-	-	-
Baroda BNP Paribas Multi Cap Fund - Gr Plan	21.39	27.35	16.71	15.45	4	3	3	4
HDFC Multi Cap Fund - Gr	31.94	N.A.	N.A.	N.A.	1	-	-	-
ICICI Prudential Multicap Fund - Gr	26.13	28.76	14.51	17.10	2	3	4	4
Invesco India Multicap Fund - Gr	22.00	25.27	15.19	19.31	3	4	4	2
ITI Multi Cap Fund - Gr	27.02	21.58	N.A.	N.A.	2	4	-	-
Kotak Multicap Fund - Gr	30.76	N.A.	N.A.	N.A.	1	-	-	-
Mahindra Manulife Multi Cap Fund - Gr	25.84	30.69	20.05	N.A.	2	2	2	-
Nippon India Multi Cap Fund - Gr	31.32	38.34	18.69	18.37	1	1	2	2
Quant Active Fund - Gr	19.02	31.75	23.76	23.59	4	2	1	1
SBI Multi Cap Fund - Gr	15.34	N.A.	N.A.	N.A.	4	-	-	-
Sundaram Multi Cap Fund - Gr	18.62	26.86	15.22	17.89	4	4	3	3
Average of Multi Cap Funds	24.14	28.83	17.73	18.62				
NIFTY 500 TRI	19.46	24.21	14.9	15.81				
Universe	14	8	7	6				

Flexi Cap Fund

Scheme Name	CAGR Returns %				Quartile			
	1 Yr	3 Yr	5 Yr	10 Yr	1 Yr	3 Yr	5 Yr	10 Yr
Aditya Birla Sun Life Flexi Cap Fund - Gr	20.64	22.34	13.92	17.66	2	3	3	2
Axis Flexi Cap Fund - Gr	9.85	17.11	12.87	N.A.	4	4	4	-
Bandhan Flexi Cap Fund - Regular Gr	15.60	21.20	11.64	15.66	4	3	4	3
Bank of India Flexi Cap Fund - Gr	26.63	27.47	N.A.	N.A.	1	1	-	-
Baroda BNP Paribas Flexi Cap Fund - Gr	19.52	N.A.	N.A.	N.A.	3	-	-	-
Canara Robeco Flexi Cap Fund - Gr	15.94	20.01	14.93	15.21	4	4	2	4
DSP Flexi Cap Fund - Reg. Plan - Gr	23.54	23.81	16.85	17.38	1	2	1	2
Edelweiss Flexi Cap Fund - Gr	19.36	23.60	14.01	N.A.	3	2	2	-
Franklin India Flexi Cap Fund - Gr	23.85	29.68	15.58	17.27	1	1	2	2
HDFC Flexi Cap Fund - Gr	26.81	33.55	16.84	17.77	1	1	2	1
HSBC Flexi Cap Fund - Gr	24.39	22.82	13.38	15.86	1	2	3	3
ICICI Prudential Flexicap Fund - Gr	20.49	N.A.	N.A.	N.A.	2	-	-	-
Invesco India Flexi Cap Fund - Gr	22.14	N.A.	N.A.	N.A.	2	-	-	-
JM Flexicap Fund - Gr	33.34	31.12	18.54	18.98	1	1	1	1
Kotak Flexicap Fund - Gr	20.55	21.19	13.59	17.17	2	3	3	3
LIC MF Flexi Cap Fund - Gr	19.98	18.96	11.81	11.71	3	4	4	4
Mahindra Manulife Flexi Cap Fund - Gr	24.92	N.A.	N.A.	N.A.	1	-	-	-
Motilal Oswal Flexi Cap Fund - Gr	17.12	15.68	9.62	N.A.	3	4	4	-
Navi Flexi Cap Fund - Gr	21.09	22.73	14.14	N.A.	2	2	2	-
Nippon India Flexi Cap Fund - Gr	22.33	N.A.	N.A.	N.A.	2	-	-	-
Parag Parikh Flexi Cap Fund - Reg Gr	25.32	23.01	19.07	19.18	1	2	1	1
PGIM India Flexi Cap Fund - Gr	13.84	21.90	17.42	N.A.	4	3	1	-
Quant Flexi Cap Fund - Gr	20.34	33.59	23.45	23.88	2	1	1	1
Samco Flexi Cap Fund - Gr	15.38	N.A.	N.A.	N.A.	4	-	-	-
SBI Flexicap Fund - Gr	16.51	22.57	13.66	17.29	4	3	3	2
Shriram Flexi Cap Fund - Gr	14.60	17.36	10.53	N.A.	4	4	4	-
Sundaram Flexi Cap Fund - Gr	18.32	N.A.	N.A.	N.A.	3	-	-	-
Tata Flexi Cap Fund - Gr	17.28	17.87	12.98	N.A.	3	4	3	-
Taurus Flexi Cap Fund - Gr	17.21	20.09	10.07	11.84	3	3	4	4
Union Flexi Cap Fund - Gr	20.33	23.41	15.69	14.06	3	2	2	4
UTI Flexi Cap Fund - Gr	8.87	18.27	13.73	15.42	4	4	3	3
WhiteOak Capital Flexi Cap Fund - Gr	21.32	N.A.	N.A.	N.A.	2	-	-	-
Average of Flexi Cap Funds	19.92	22.89	14.54	16.65				
NIFTY 500 TRI	19.46	24.21	14.9	15.81				
Universe	32	24	23	16				

Mid Cap Fund

Scheme Name	CAGR Returns %				Quartile			
	1 Yr	3 Yr	5 Yr	10 Yr	1 Yr	3 Yr	5 Yr	10 Yr
Aditya Birla Sun Life Midcap Fund - Gr	24.34	28.9	15.55	18.94	2	2	4	4
Axis MidCap Fund - Gr	16.58	23.11	17.99	21.06	4	4	3	2
Bandhan Midcap Fund - Gr	21.98	N.A.	N.A.	N.A.	3	-	-	-
Baroda BNP Paribas Mid Cap Fund - Gr	24.38	28.45	18.86	19.96	2	3	3	4
DSP Midcap Fund - Reg Gr	21.97	19.86	15.99	20.65	4	4	4	3
Edelweiss Mid Cap Fund - Regular Gr	22.67	30.8	19.94	22.62	3	2	2	1
Franklin India Prima Fund Gr	23.3	26.23	15.5	19.68	3	4	4	4
HDFC Mid Cap Opportunities Fund - Gr	36.66	34.45	20.53	22.93	1	1	2	1
HSBC Midcap Fund - Gr	25.06	23.01	14.59	20.97	2	4	4	3
ICICI Prudential MidCap Fund - Gr	19.31	27.91	16.32	21.03	4	3	3	2
Invesco India Midcap Fund - Gr	25.33	26.1	18.36	21.71	2	4	3	2
ITI Mid Cap Fund - Reg Gr	23.17	N.A.	N.A.	N.A.	3	-	-	-
Kotak Emerging Equity Fund - Gr	22.5	30.7	20.8	23.91	3	2	2	1
LIC MF Midcap Fund - Gr	21.4	23.43	13.99	N.A.	4	4	4	-
Mahindra Manulife Mid Cap Fund - Gr	33.12	32.1	20.09	N.A.	1	2	2	-
Mirae Asset Midcap Fund - Gr	26.19	32.39	N.A.	N.A.	2	2	-	-
Motilal Oswal Midcap Fund - Gr	23.59	36.21	21.09	N.A.	3	1	1	-
Nippon India Growth Fund - Gr	31.18	33.46	22.14	20.62	1	1	1	3
PGIM India Midcap Opportunities Fund - Gr	10.3	29.05	22.67	N.A.	4	2	1	-
Quant Mid Cap Fund - Gr	29.16	37.79	24.17	17.93	1	1	1	4
SBI Magnum MidCap Fund - Gr	23.74	34.29	21.45	22.13	3	1	1	1
Sundaram Mid Cap Fund - Gr	25.35	28.4	15.29	19.65	2	3	4	4
Tata Mid Cap Growth Fund - Gr	29.31	28.57	20.31	21.49	1	3	2	2
Taurus Discovery (Midcap) Fund - Gr	34.51	27.08	18.38	20.91	1	4	3	3
Union Midcap Fund - Gr	18.49	28.82	N.A.	N.A.	4	3	-	-
UTI Mid Cap Fund - Gr	20.84	27.46	18.96	21.79	4	3	3	2
WhiteOak Capital Mid Cap Fund - Gr	28.39	N.A.	N.A.	N.A.	2	-	-	-
Average of Mid Cap Funds	24.55	29.11	18.77	21.00				
NIFTY MIDCAP 100 TRI	35.11	34.86	19.86	20.34				
Universe	27	24	22	18				

Small Cap Fund

Scheme Name	CAGR Returns %				Quartile			
	1 Yr	3 Yr	5 Yr	10 Yr	1 Yr	3 Yr	5 Yr	10 Yr
Aditya Birla Sun Life Small Cap Fund - Gr	29.77	30.08	14.16	19.16	2	4	4	4
Axis Small Cap Fund - Gr	23.84	32.8	24.66	N.A.	3	4	1	-
Bandhan Emerging Businesses Fund - Gr	33.04	31.15	N.A.	N.A.	2	4	-	-
Bank of India Small Cap Fund - Gr	27.1	35.5	N.A.	N.A.	3	3	-	-
Canara Robeco Small Cap Fund - Gr	22.33	36.35	N.A.	N.A.	4	2	-	-
DSP Small Cap Fund - Gr	29.51	34.26	22.48	25.83	2	3	3	2
Edelweiss Small Cap Fund - Gr	28.78	36.69	N.A.	N.A.	3	2	-	-
Franklin India Smaller Companies Fund - Gr	38.44	38.3	19.35	22.97	1	2	4	2
HDFC Small Cap Fund - Gr	40.47	40.16	20.21	21.4	1	1	3	3
HSBC Small CapFund - Gr	33.83	41.11	20.59	N.A.	1	1	3	
ICICI Prudential Smallcap Fund - Gr	27.19	37.68	24.35	18.65	3	2	2	4
Invesco India Smallcap Fund - Gr	27.51	33.29	N.A.	N.A.	3	4	-	-
ITI Small Cap Fund - Gr	33.82	24.94	N.A.	N.A.	2	4	-	-
Kotak Smallcap Fund - Gr	21.47	35.6	23.86	23.67	4	3	2	2
LIC MF Small Cap Fund - Gr	20.42	34.51	18.74	N.A.	4	3	4	
Nippon India Small Cap Fund - Gr	37.78	42.91	25.51	29.76	1	1	1	1
PGIM India Small Cap Fund - Gr	12.3	N.A.	N.A.	N.A.	4	-	-	-
Quant Small Cap Fund - Gr	40.34	45.46	29.55	17.79	1	1	1	4
SBI Small Cap Fund - Gr	19.52	32.07	21.82	27.07	4	4	3	1
Sundaram Small Cap Fund - Gr	31.73	35.85	19.92	21.9	2	2	4	3
Tata Small Cap Fund - Gr	29.24	38.76	N.A.	N.A.	2	1	-	-
Union Small Cap Fund - Gr	23.95	33.84	22.86	N.A.	3	3	2	-
UTI Small Cap Fund - Gr	22.85	N.A.	N.A.	N.A.	4	-	-	-
Average of Small Cap Funds	28.49	35.78	22.00	22.82				
S&P BSE SMALL CAP TRI	35.10	37.37	22.21	22.30				
Universe	23	21	14	10				

Focused Fund

Scheme Name	CAGR Returns %				Quartile			
	1 Yr	3 Yr	5 Yr	10 Yr	1 Yr	3 Yr	5 Yr	10 Yr
360 ONE Focused Equity Fund - Gr	24.76	25.55	20.48	N.A.	1	2	1	-
Aditya Birla Sun Life Focused Equity Fund - Gr	17.81	20.98	13.06	15.08	3	3	3	3
Axis Focused 25 Fund - Gr	5.64	13.12	9.56	13.96	4	4	4	4
Bandhan Focused Equity Fund - Regular Gr	15.70	15.13	10.35	12.18	4	4	4	4
Baroda BNP Paribas Focused Fund - Gr	19.30	21.47	13.97	N.A.	2	3	3	-
Canara Robeco Focused Equity Fund - Gr	17.15	N.A.	N.A.	N.A.	3	-	-	-
DSP Focus Fund - Gr	17.22	18.85	12.91	14.82	3	4	4	4
Edelweiss Focused Equity Fund - Gr	20.34	N.A.	N.A.	N.A.	2	-	-	-
Franklin India Focused Equity Fund - Gr	20.53	31.52	16.62	19.01	2	1	1	1
HDFC Focused 30 Fund - Gr	23.58	32.83	15.70	16.78	1	1	2	2
HSBC Focused Fund - Gr	21.63	22.59	N.A.	N.A.	2	2	-	-
ICICI Prudential Focused Equity Fund - Retail Gr	23.75	25.71	14.37	15.06	1	1	3	3
Invesco India Focused 20 Equity Fund - Gr	18.36	19.54	N.A.	N.A.	2	4	-	-
JM Focused Fund - Reg Gr	29.57	24.54	12.92	16.30	1	2	3	2
Kotak Focused Equity Fund - Gr	15.22	21.32	N.A.	N.A.	4	3	-	-
LIC MF Focused 30 Equity Fund - Gr	15.82	20.13	11.79	N.A.	4	4	4	-
Mahindra Manulife Focused Fund - Gr	25.87	N.A.	N.A.	N.A.	1	-	-	-
Mirae Asset Focused Fund - Gr	14.95	20.15	N.A.	N.A.	4	3	-	-
Motilal Oswal Focused Fund - Gr	12.98	16.65	12.12	14.39	4	4	4	4
Nippon India Focused Equity Fund - Gr	20.96	28.64	16.74	20.63	2	1	1	1
Quant Focused fund - Gr	17.59	26.80	15.76	19.32	3	1	2	1
SBI Focused Equity Fund - Regular Plan - Gr	15.33	22.36	15.52	18.12	4	3	2	2
Sundaram Focused Fund - Gr	19.54	23.23	15.58	15.79	2	2	2	3
Tata Focused Equity Fund - Gr	22.45	24.14	N.A.	N.A.	1	2	-	-
Union Focused Fund - Gr	16.37	21.70	N.A.	N.A.	3	3	-	-
UTI Focused Equity Fund - Gr	16.92	N.A.	N.A.	N.A.	3	-	-	-
Average of Focused Funds	18.82	22.59	14.22	16.26				
NIFTY 50 TRI	17.97	21.96	13.77	14.28				
S&P BSE SENSEX TRI	18.25	21.59	14.05	14.26				
Universe	26	22	16	13				

Value Fund

Scheme Name	CAGR Returns %				Quartile			
	1 Yr	3 Yr	5 Yr	10 Yr	1 Yr	3 Yr	5 Yr	10 Yr
Aditya Birla Sun Life Pure Value Fund - Gr	36.06	28.46	12.62	19.04	1	3	4	2
Axis Value Fund - Gr	30.18	N.A.	N.A.	N.A.	1	-	-	-
Bandhan Sterling Value Fund - Regular Gr	25.76	35.92	17.78	19.12	3	1	1	2
Canara Robeco Value Fund - Gr	25.12	N.A.	N.A.	N.A.	3	-	-	-
DSP Value Fund - Gr	19.71	N.A.	N.A.	N.A.	4	-	-	-
Groww Value Fund - Gr	21.2	21.45	10.75	N.A.	4	4	4	-
HDFC Capital Builder Value Fund - Gr	21.75	24.56	12.52	16.4	3	3	4	4
HSBC Value Fund - Gr	33.94	29.22	16.76	20.56	1	2	2	1
ICICI Prudential Value Discovery Fund Gr	29.49	31	17.48	20.07	2	2	2	1
ITI Value Fund - Gr	29.28	N.A.	N.A.	N.A.	2	-	-	-
JM Value Fund - Gr Option	43.53	32.94	18.87	19.63	1	1	1	2
LIC MF Long Term Value Fund - Gr	20.86	22.79	12.86	N.A.	4	4	3	-
Nippon India Value Fund - Gr	26.04	28.94	17.54	18.12	3	2	1	3
Quant Value Fund - Gr	26.68	N.A.	N.A.	N.A.	2	-	-	-
Quantum Long Term Equity Value Fund - Reg Gr	21.16	23.24	11.12	N.A.	4	4	4	-
Tata Equity P/E Fund Gr	26.46	23.54	13.81	18.79	2	4	3	3
Templeton India Value Fund - Gr	27.32	36.46	17.07	17.3	2	1	2	4
Union Value Discovery Fund - Gr	23.68	25.75	N.A.	N.A.	3	3	-	-
UTI Value Opportunities Fund - Gr	19.12	23.76	14.74	14.14	4	3	3	4
Average of Value Funds	26.70	27.72	14.92	18.32				
NIFTY 500 TRI	19.46	24.21	14.90	15.81				
Universe	19	14	13	10				

Contra Fund

Scheme Name	CAGR Returns %				Quartile			
	1 Yr	3 Yr	5 Yr	10 Yr	1 Yr	3 Yr	5 Yr	10 Yr
Invesco India Contra Fund - Gr	20.37	23.34	14.84	19.97	4	4	4	2
Kotak India EQ Contra Fund - Gr	25.56	25.35	15.49	16.14	3	3	3	4
SBI Contra Fund - Regular Gr	31.00	38.68	22.17	18.25	2	2	2	3
Average of Contra Funds	25.64	29.12	17.50	18.12				
NIFTY 500 TRI	19.46	24.21	14.90	15.81				
Universe	3	3	3	3				

Dividend Yield Fund

Scheme Name	CAGR Returns %				Quartile			
	1 Yr	3 Yr	5 Yr	10 Yr	1 Yr	3 Yr	5 Yr	10 Yr
Aditya Birla Sun Life Dividend Yield Fund - Gr	32.80	26.70	15.60	14.88	1	3	3	3
HDFC Dividend Yield Fund - Gr	28.64	N.A.	N.A.	N.A.	2	-	-	-
ICICI Prudential Dividend Yield Equity Fund - Gr	29.75	33.52	16.42	N.A.	1	1	2	-
LIC MF Dividend Yield Fund - Gr	20.55	21.04	N.A.	N.A.	4	4	-	-
Sundaram Dividend Yield Fund - Gr	22.54	23.25	14.27	16.53	4	4	4	1
Tata Dividend Yield Fund - Gr	28.28	N.A.	N.A.	N.A.	2	-	-	-
Templeton India Equity Income Fund - Gr	22.89	29.46	17.15	16.31	3	2	1	2
UTI Dividend Yield Fund - Gr	24.11	23.27	13.87	14.50	3	3	4	4
Average of Dividend Yield Funds	26.20	26.21	15.46	15.56				
Universe	8	6	5	4				

ELSS

Scheme Name	CAGR Returns %				Quartile			
	1 Yr	3 Yr	5 Yr	10 Yr	1 Yr	3 Yr	5 Yr	10 Yr
Aditya Birla Sun Life Tax Relief 96 Fund - Gr	14.70	12.56	7.96	14.96	4	4	4	3
Axis Long Term Equity Fund - Gr	10.39	15.87	11.49	17.12	4	4	4	2
Bandhan Tax Advantage (ELSS) Fund - Regular Gr	24.23	30.67	17.30	18.63	1	1	1	1
Bank of India Tax Advantage Fund - Regular Gr	24.88	25.59	20.17	17.97	1	2	1	1
Baroda BNP Paribas ELSS Fund - Gr	18.47	18.26	13.75	14.84	3	4	3	4
Canara Robeco Equity Tax Saver Fund - Gr	15.64	21.62	16.55	16.54	4	3	2	2
DSP Tax Saver Fund - Gr	22.36	26.40	17.07	18.26	2	2	1	1
Edelweiss Long Term Equity Fund (Tax Savings) - Gr	18.39	21.59	13.06	14.33	3	3	3	4
Franklin India Taxshield Gr	24.25	28.65	14.23	16.47	1	1	2	2
Groww ELSS Tax Saver Fund - Gr	16.15	17.55	10.36	N.A.	4	4	4	-
HDFC Tax saver - Gr	24.63	28.01	13.54	15.76	1	1	3	3
HSBC ELSS Fund - Gr	19.65	20.52	11.67	15.05	3	3	4	3
HSBC Tax Saver Equity Fund - Gr	19.04	22.86	13.30	15.52	3	3	3	3
ICICI Prudential Long Term Equity Fund - Regular Gr	18.01	24.41	13.70	16.32	3	2	3	3
Invesco India Tax Plan - Gr	20.71	19.65	13.06	17.12	2	4	3	2
ITI Long Term Equity Fund - Gr	23.71	18.90	N.A.	N.A.	1	4	-	-
JM Tax Gain Fund - Gr Option	24.84	25.96	17.04	18.27	1	2	1	1
Kotak Tax Saver - Gr	22.00	24.83	16.58	17.77	2	2	2	1
LIC MF ELSS Gr	15.95	20.60	12.97	14.73	4	3	4	4
Mahindra Manulife ELSS Fund - Gr	21.92	26.41	14.74	N.A.	2	1	2	-
Mirae Asset Tax Saver Fund - Gr	21.21	23.70	17.15	N.A.	2	2	1	-
Motilal Oswal Long Term Equity Fund - Gr	27.44	26.51	14.72	N.A.	1	1	2	-
Navi ELSS Tax Saver Fund - Gr	19.92	19.40	12.02	N.A.	3	4	4	-
Nippon India Tax Saver Fund - Gr	22.54	27.87	11.59	16.17	2	1	4	3
Parag Parikh Tax Saver Fund - Gr	22.27	23.09	N.A.	N.A.	2	3	-	-
PGIM India ELSS Tax Saver Fund - Gr	18.01	25.25	14.73	N.A.	3	2	2	-
Quant Tax Plan Gr	16.91	34.19	24.81	24.16	4	1	1	1
Quantum Tax Saving Fund - Regular plan - Gr	21.12	23.22	11.18	N.A.	2	3	4	-
SBI Long Term Equity Fund - Gr	33.71	27.82	16.90	16.55	1	1	1	2
Shriram Long Term Equity Fund - Gr	15.30	16.55	N.A.	N.A.	4	4	-	-
Sundaram Tax Savings Fund - Gr	18.50	24.86	14.04	17.19	3	2	3	2
Tata India Tax Savings Fund Regular Plan - Gr	20.00	23.37	15.39	N.A.	3	3	2	-
Taurus Tax Shield - Gr	23.41	20.28	12.35	14.89	2	4	4	4
Union Tax Saver (ELSS) Fund - Gr	19.78	24.41	16.20	14.39	3	2	2	4
UTI Long Term Equity Fund (Tax Saving) - Gr	14.17	22.01	14.03	14.57	4	3	3	4
Average of ELSS	20.41	23.24	14.49	16.57				
NIFTY 500 TRI	19.46	24.21	14.90	15.81				
S&P BSE 200 TRI	17.90	23.40	14.69	15.55				
Universe	35	35	32	24				

Sectoral Fund

Scheme Name		CAGR Returns %				Quartile			
		6M	1 Yr	3 Yr	5 Yr	6M	1 Yr	3 Yr	5 Yr
Banking Funds	Aditya Birla Sun Life Banking And Financial Services Fund - Regular Gr	26.65	27.83	29.50	13.63	1	1	2	2
	Baroda BNP Paribas Banking and Financial Services Fund - Gr	15.99	17.59	22.37	11.61	4	4	4	4
	HDFC Banking & Financial Services Fund - Gr	18.30	25.78	NA	NA	3	2	-	-
	ICICI Prudential Banking and Financial Services Fund - Gr	17.70	20.11	26.44	12.90	3	4	2	4
	Invesco India Financial Services Fund - Gr	18.60	23.46	23.64	13.53	2	2	4	3
	ITI Banking and Financial Services Fund - Gr	17.46	19.54	NA	NA	3	4	-	-
	Kotak Banking & Financial Services Fund - Gr	16.85	NA	NA	NA	4	-	-	-
	LIC MF Banking & Financial Services Fund - Gr	19.21	22.49	25.97	13.03	2	3	3	3
	Mirae Asset Banking and Financial Services Fund - Gr	21.12	26.71	NA	NA	2	2	-	-
	Nippon India Banking & Financial Services Fund - Gr	23.62	26.92	33.78	13.87	1	2	1	2
	SBI Banking & Financial Services Fund - Gr	17.57	16.38	22.87	13.55	3	4	4	3
	Sundaram Financial Services Opportunities Fund - Gr	24.61	32.32	29.92	17.07	1	1	1	1
	Tata Banking & Financial Services Fund - Gr	22.68	29.66	25.70	15.38	2	1	3	1
	Taurus Banking & Financial Services Fund - Gr	17.18	22.90	25.53	14.10	4	3	3	2
	UTI Banking and Financial Services Fund - Gr	16.44	20.19	26.26	9.78	4	3	2	4
Average of Banking Funds		19.60	23.71	26.54	13.50				
Technology Funds	Aditya Birla Sun Life Digital India Fund - Gr	21.47	26.85	24.79	21.18	2	2	1	1
	Franklin India Technology Fund - Gr	27.20	36.09	19.40	17.58	1	1	4	4
	ICICI Prudential Technology Gr	17.57	20.04	23.34	19.82	3	4	3	2
	SBI Technology Opportunities Fund - Regular Plan - Gr	15.67	22.85	24.31	19.59	4	3	2	3
	Tata Digital India Fund - Gr	17.57	20.92	23.22	18.64	3	4	4	4
Average of Technology Funds		19.90	25.35	23.01	19.36				
Pharma Funds	Aditya Birla Sun Life Pharma & Healthcare Fund - Gr	31.00	24.72	12.12	NA	1	2	4	-
	DSP Healthcare Fund - Gr	26.92	26.56	14.75	NA	4	2	2	-
	ICICI Prudential Pharma Healthcare And Diagnostics (PH.D) Fund - Gr	31.52	28.13	15.20	18.48	1	1	2	-
	LIC MF Healthcare Fund - Gr	22.53	12.46	7.76	NA	4	4	4	-
	ITI Pharma and Healthcare Fund - Gr	24.37	19.39	NA	NA	4	4	-	-
	Mirae Asset Healthcare Fund - Gr	30.51	20.21	14.75	19.62	2	4	2	-
	Nippon India Pharma Fund - Gr	30.71	25.91	16.22	17.37	2	2	1	3
	SBI Healthcare Opportunities Fund - Regular Plan - Gr	30.01	29.72	16.71	17.51	3	1	1	2
	Tata India Pharma & Healthcare Fund - Gr	28.72	22.87	14.57	17.35	3	3	3	4
	UTI Healthcare Fund - Gr	30.44	24.65	13.05	15.85	2	3	4	4
Average of Pharma Funds		28.67	23.46	13.90	17.70				
FMCG/ Consumption Funds	Baroda BNP Paribas India Consumption Fund - Gr	21.28	14.51	22.80	18.80	3	3	3	-
	Canara Robeco Consumer Trends Fund - Regular Gr	20.67	14.72	23.98	18.08	4	3	3	2
	ICICI Prudential Bharat Consumption Fund - Gr	23.48	20.06	24.43	NA	2	1	2	-
	ICICI Prudential FMCG Fund-Gr	13.99	17.53	24.17	13.69	4	2	2	3
	Mahindra Manulife Consumption Fund - Gr	20.82	14.18	22.91	NA	3	4	3	-
	Mirae Asset Great Consumer Fund - Gr	24.09	18.34	25.47	16.71	2	2	2	2
	Nippon India Consumption Fund - Gr	22.31	14.46	28.38	19.43	3	4	1	1
	SBI Consumption Opportunities Fund - Regular Plan - Gr	23.24	18.79	32.96	16.37	2	1	1	3
	Sundaram Consumption Fund - Gr	25.23	16.11	22.36	13.34	1	3	4	4
	Tata India Consumer Fund - Gr	24.78	16.20	22.16	13.65	1	2	4	4
	UTI India Consumer Fund - Gr	19.55	7.24	18.92	11.40	4	4	4	4
Average of Consumption / FMCG Funds		21.77	15.65	24.41	15.72				

Thematic - Infrastructure Fund

Scheme Name	CAGR Returns %				Quartile			
	1 Yr	3 Yr	5 Yr	10 Yr	1 Yr	3 Yr	5 Yr	10 Yr
Aditya Birla Sun Life Infrastructure Fund - Gr	41.25	38.38	18.08	18.17	1	3	3	3
Bandhan Infrastructure Fund - Regular Gr	36.94	40.36	17.61	16.39	2	2	3	4
Bank of India Manufacturing and Infrastructure Fund - Gr	33.39	32.63	20.65	18.53	2	4	2	2
Canara Robeco Infrastructure - Gr	27.44	36.14	19.62	18.24	4	3	3	3
DSP T.I.G.E.R. Fund - Gr	39.31	41.98	20.78	19.37	2	1	2	2
Franklin Build India Fund - Gr	41.16	41.44	19.39	21.96	1	2	3	1
HDFC Infrastructure Fund - Gr	45.62	43.50	15.96	15.42	1	1	4	4
HSBC Infrastructure Fund - Gr	38.68	38.38	16.18	20.56	2	3	4	1
ICICI Prudential Infrastructure Fund - Gr	41.11	45.86	21.58	18.52	1	1	1	2
Invesco India Infrastructure Fund - Gr	32.24	34.53	21.03	20.85	3	3	1	1
Kotak Infrastructure and Economic Reform Fund - Gr	30.00	38.83	20.35	20.21	3	2	2	2
LIC MF Infrastructure Fund - Gr	29.04	34.50	18.50	15.41	3	3	3	4
Quant Infrastructure Fund - Gr	17.62	42.93	26.46	22.17	4	1	1	1
SBI Infrastructure Fund - Regular Plan - Gr	35.48	34.44	20.82	18.33	2	4	1	3
Sundaram Infrastructure Advantage Fund - Gr	28.92	32.26	17.03	17.62	4	4	4	4
Tata Infrastructure Fund - Gr	31.00	39.34	20.47	18.58	3	2	2	2
Taurus Infrastructure Fund - Gr	27.21	28.48	15.38	18.18	4	4	4	3
UTI Infrastructure Fund - Gr	26.97	32.04	16.11	15.62	4	4	4	4
Average of Infrastructure Funds	33.52	37.56	19.22	18.56				
Universe	18	18	18	18				

Thematic - Other Fund

Scheme Name	CAGR Returns %				Quartile			
	1 Yr	3 Yr	5 Yr	10 Yr	1 Yr	3 Yr	5 Yr	10 Yr
Aditya Birla Sun Life Business Cycle Fund - Gr	16.01	N.A.	N.A.	N.A.	4	-	-	-
Aditya Birla Sun Life India GenNext Fund - Gr	14.93	24.47	16.73	18.06	4	3	2	2
Aditya Birla Sun Life Manufacturing Equity Fund - Regular Gr	20.06	18.24	11.71	N.A.	3	4	4	-
Aditya Birla Sun Life MNC Fund Gr	13.72	11.71	8.08	15.48	4	4	4	4
Aditya Birla Sun Life PSU Equity Fund - Gr	49.43	39.80	N.A.	N.A.	1	1	-	-
Aditya Birla Sun Life Special Opportunities Fund - Gr	18.37	N.A.	N.A.	N.A.	3	-	-	-
Axis Quant Fund - Gr	17.38	N.A.	N.A.	N.A.	3	-	-	-
Axis Special Situations Fund - Gr	14.00	N.A.	N.A.	N.A.	4	-	-	-
Baroda BNP Paribas Business Cycle Fund - Gr	21.08	N.A.	N.A.	N.A.	3	-	-	-
Canara Robeco Consumer Trends Fund - Regular Gr	14.72	23.98	18.08	18.68	4	3	1	1
DSP Natural Resources and New Energy Fund - Gr	32.56	32.23	14.14	19.21	1	1	3	1
DSP Quant Fund - Gr	10.39	16.28	N.A.	N.A.	4	4	-	-
Franklin India Opportunities Fund-Gr	34.85	29.29	17.48	17.79	1	2	2	2
HDFC Housing Opportunities Fund - Gr	30.43	29.97	13.53	N.A.	1	2	4	-
HSBC Business Cycles Fund - Gr	22.56	26.56	15.14	N.A.	2	2	3	-
ICICI Prudential Business Cycle Fund - Gr	26.00	N.A.	N.A.	N.A.	2	-	-	-
ICICI Prudential Commodities Fund - Gr	28.56	41.79	N.A.	N.A.	2	1	-	-
ICICI Prudential Exports and Services Fund - Gr	23.29	27.26	14.73	17.22	2	2	3	3
ICICI Prudential Housing Opportunities Fund - Gr	23.08	N.A.	N.A.	N.A.	2	-	-	-
ICICI Prudential India Opportunities Fund - Gr	32.71	40.32	N.A.	N.A.	1	1	-	-
ICICI Prudential Manufacturing Fund - Gr	34.34	32.33	N.A.	N.A.	1	1	-	-
ICICI Prudential MNC Fund - Gr	21.47	26.77	N.A.	N.A.	3	2	-	-
ICICI Prudential PSU Equity Fund - Gr	32.99	N.A.	N.A.	N.A.	1	-	-	-
ICICI Prudential Quant Fund - Gr	21.34	N.A.	N.A.	N.A.	3	-	-	-
Invesco India PSU Equity Fund - Gr	43.13	31.26	19.67	17.04	1	2	1	3
Kotak Business Cycle Fund - Gr	14.74	N.A.	N.A.	N.A.	4	-	-	-
Kotak Manufacture in India Fund - Gr	21.85	N.A.	N.A.	N.A.	2	-	-	-
Kotak Pioneer Fund - Gr	22.88	22.85	N.A.	N.A.	2	3	-	-
Nippon India Power & Infra Fund - Gr	43.92	38.51	20.49	18.71	1	1	1	1
Nippon India Quant Fund - Gr	25.24	24.68	14.68	13.64	2	3	3	4
SBI Equity Minimum Variance Fund - Gr	18.59	21.45	N.A.	N.A.	3	4	-	-
SBI Magnum COMMA Fund - Gr	17.08	23.12	16.68	16.46	3	3	2	3
SBI Magnum Global Fund - Gr	16.49	21.73	15.39	18.07	4	4	3	2
SBI PSU Fund - Gr	50.30	36.96	16.05	11.68	1	1	2	4
Sundaram Consumption Fund - Gr	16.11	22.36	13.34	17.31	4	3	4	2
Sundaram Services Fund - Gr	21.60	29.23	20.16	N.A.	3	2	1	-
Tata Business Cycle Fund - Gr	32.44	N.A.	N.A.	N.A.	1	-	-	-
Tata Ethical Fund - Gr	15.82	22.76	15.76	15.27	4	3	2	4
Tata Housing Opportunities Fund - Gr	25.83	N.A.	N.A.	N.A.	2	-	-	-
Tata Quant Fund - Gr	25.77	16.96	N.A.	N.A.	2	4	-	-
Tata Resources & Energy Fund - Gr	21.35	25.90	18.37	N.A.	3	3	1	-
Taurus Ethical Fund - Gr	16.82	18.89	14.04	15.23	3	4	3	4
UTI MNC Fund - Gr	13.86	16.13	9.98	15.61	4	4	4	3
UTI Transportation and Logistics Fund- Gr	23.00	27.30	11.87	19.38	2	2	4	1
Average of Thematic Funds	24.12	26.49	15.28	16.76				
Universe	44	31	22	17				

Thematic - ESG Fund

Scheme Name	CAGR Returns				Quartile			
	6 M	1 Yr	3 Yr	5 Yr	6 M	1 Yr	3 Yr	5 Yr
Aditya Birla Sun Life ESG Fund - Gr	17.48	12.42	N.A.	N.A.	4	4	-	-
Axis ESG Equity Fund - Gr	14.75	14.91	15.18	N.A.	4	3	4	-
ICICI Prudential ESG Fund - Gr	20.49	20.59	N.A.	N.A.	1	1	-	-
Invesco India ESG Equity Fund - Gr	18.48	14.82	N.A.	N.A.	2	4	-	-
Kotak ESG Opportunities Fund - Gr	18.55	19.18	N.A.	N.A.	2	1	-	-
Quant ESG Equity Fund - Gr	25.46	18.94	N.A.	N.A.	1	2	-	-
Quantum India ESG Equity Fund - Gr	18.35	16.38	20.73	N.A.	3	3	3	-
SBI Magnum Equity ESG Fund - Gr	17.85	16.69	20.74	13.58	3	2	2	4
Average of ESG Funds	18.93	16.74	18.88	13.58				
Universe	8	8	3	1				

Thematic - International Fund

Scheme Name	CAGR Returns %				Quartile			
	1 Yr	2 Yr	3 Yr	5 Yr	1 Yr	2 Yr	3 Yr	5 Yr
Aditya Birla Sun Life International Equity Fund - A - Gr	10.79	-0.60	6.05	5.71	4	2	3	3
Franklin Asian Equity Fund - Gr	6.85	-10.27	-2.78	1.80	4	4	4	4
ICICI Prudential US Bluechip Equity Fund - Gr	26.30	6.03	14.56	12.77	1	1	1	1
Nippon India Japan Equity Fund - Gr	18.95	-6.22	2.29	2.79	3	4	4	4
Nippon India Us Equity Opportunities Fund - Gr	20.96	-0.65	8.85	10.03	2	3	2	2
Average of Thematic International Funds	16.77	-2.34	5.79	6.62				
Universe	5	5	5	5				

FoF - International Fund

Scheme Name	CAGR Returns %				Quartile			
	1 Yr	2 Yr	3 Yr	5 Yr	1 Yr	2 Yr	3 Yr	5 Yr
Aditya Birla Sun Life Global Emerging Opportunities Fund - Gr	7.16	-3.50	5.92	7.15	4	3	3	2
Aditya Birla Sun Life Global Excellence Equity Fund of Fund - Gr	24.62	1.75	9.68	4.60	2	2	2	3
Aditya Birla Sun Life NASDAQ 100 FOF - Gr	33.19	N.A.	N.A.	N.A.	1	-	-	-
Axis Global Equity Alpha Fund of Fund - Gr	22.23	2.18	9.98	N.A.	2	2	2	-
Axis Global Innovation FoF - Gr	20.80	-3.68	N.A.	N.A.	2	3	-	-
Axis Greater China Equity FoF - Gr	5.24	-10.95	N.A.	N.A.	4	4	-	-
Bandhan US Equity FoF - Gr	22.27	1.95	N.A.	N.A.	2	2	-	-
Baroda BNP Paribas Aqua Fund of Fund - Gr	21.03	-1.30	N.A.	N.A.	2	2	-	-
DSP Global Allocation Fund - Gr	10.58	-0.76	4.31	5.73	3	2	3	2
DSP Global Innovation FoF - Gr	33.56	N.A.	N.A.	N.A.	1	-	-	-
DSP US Flexible Equity Fund - Gr	20.50	5.80	13.70	10.83	2	1	1	1
DSP World Agriculture Fund - Gr	1.03	-11.18	-1.88	0.31	4	4	4	4
DSP World Energy Fund - Gr	15.67	-1.86	13.00	1.33	3	3	1	4
DSP World Gold Fund of Fund - Gr	19.65	-1.47	-9.49	7.98	3	3	4	2
DSP World Mining Fund - Regular Gr	18.19	9.48	14.84	12.32	3	1	1	1
Edelweiss ASEAN Equity Off-shore - Gr	6.01	1.41	8.80	2.28	4	2	2	3
Edelweiss Emerging Markets Opportunities Equity Offshore Fund - Gr	10.04	-10.58	-2.36	1.07	4	4	4	4
Edelweiss Europe Dynamic Equity Offshore Fund - Gr	30.36	2.49	11.78	5.62	1	2	2	2
Edelweiss Greater China Equity Off-shore Fund - Reg Gr	2.40	-17.02	-7.75	4.32	4	4	4	3
Edelweiss US Technology Equity Fund of Fund - Gr	37.00	-3.97	7.38	N.A.	1	3	2	-
Edelweiss US Value Equity Off-shore Fund- Reg Gr	12.74	5.62	15.06	8.77	3	1	1	1
Franklin India Feeder - Franklin European Growth Fund - Gr	29.95	-2.52	6.30	-2.65	1	3	3	4
Franklin India Feeder - Franklin U.S. Opportunities Fund - Gr	19.67	-7.06	2.77	8.89	2	4	3	1
HDFC Developed World Indexes FoF - Gr	22.43	N.A.	N.A.	N.A.	2	-	-	-
HSBC Asia Pacific Div Yield Fund - Gr	13.68	-2.28	4.63	3.77	3	3	3	3
HSBC Brazil Fund - Gr	8.93	2.32	5.96	-0.78	4	2	3	4
HSBC Global Emerging Markets Fund - Gr	7.76	-9.24	-0.14	2.18	4	4	4	4
HSBC Global Equity Climate Change FoF - Gr	12.58	-8.76	N.A.	N.A.	3	4	-	-
ICICI Prudential Global Advantage Fund - Gr (FOF)	16.58	-3.93	2.83	N.A.	3	3	3	-
ICICI Prudential Global Stable Equity Fund - Gr (FOF)	19.13	5.78	12.39	7.26	3	1	2	2
ICICI Prudential Strategic Metal and Energy Fund of Fund-Gr	15.34	N.A.	N.A.	N.A.	3	-	-	-
Invesco India - Invesco EQQQ NASDAQ-100 ETF FoF - Gr	33.05	N.A.	N.A.	N.A.	1	-	-	-
Invesco India - Invesco Global Consumer Trends Fund of Fund - Gr	8.89	-20.07	N.A.	N.A.	4	4	-	-
Invesco India - Invesco Global Equity Income Fund of Fund - Gr	34.30	8.70	16.53	8.22	1	1	1	2
Invesco India - Invesco Pan European Equity Fund of Fund - Reg Gr	40.48	7.11	15.84	4.79	1	1	1	3
Kotak Global Emerging Market Fund - Gr	10.48	-6.15	2.38	3.60	3	3	4	3
Kotak Global Innovation Fund of Fund - Gr	19.39	-10.56	N.A.	N.A.	3	4	-	-
Kotak International REIT FOF - Gr	0.78	-6.64	N.A.	N.A.	4	3	-	-
Kotak Nasdaq 100 FOF	32.18	4.93	N.A.	N.A.	1	1	-	-
Mahindra Manulife Asia Pacific REITs FoF - Gr	0.42	N.A.	N.A.	N.A.	4	-	-	-
Mirae Asset Global Electric & Autonomous Vehicles ETFs FoF - Gr	8.03	N.A.	N.A.	N.A.	4	-	-	-
Mirae Asset Global X Artificial Intelligence & Technology ETF FoF - Gr	41.74	N.A.	N.A.	N.A.	1	-	-	-
Mirae Asset Hang Seng TECH ETF FoF - Gr	12.12	N.A.	N.A.	N.A.	3	-	-	-
Mirae Asset NYSE FANG ETF FoF - Gr	53.64	7.27	N.A.	N.A.	1	1	-	-
Mirae Asset S&P 500 Top 50 ETF Fund of Fund - Gr	23.81	6.75	N.A.	N.A.	2	1	-	-
Motilal Oswal Nasdaq 100 Fund of Fund - Gr	34.15	4.91	12.67	N.A.	1	1	1	-
Navi NASDAQ 100 FoF - Gr	33.80	N.A.	N.A.	N.A.	1	-	-	-
Navi US Total Stock Market FoF - Gr	19.69	N.A.	N.A.	N.A.	2	-	-	-
PGIM India Emerging Markets Equity Fund - Gr	2.49	-21.51	-8.22	-5.14	4	4	4	4
PGIM India Global Equity Opportunities Fund - Gr	24.90	-8.80	0.92	11.37	2	4	4	1
PGIM India Global Select Real Estate Securities FoF - Gr	6.31	N.A.	N.A.	N.A.	4	-	-	-
SBI International Access - US Equity FoF - Gr	20.14	3.57	N.A.	N.A.	2	2	-	-
Sundaram Global Brand Fund - Gr	27.53	1.98	9.37	8.25	2	2	2	1
Average of FoF International Funds	19.41	-2.19	6.11	4.88				
Universe	53	41	29	25				

Nifty Based Index Funds

Scheme Name	CAGR Returns %				Quartile			
	6 M	1 Yr	2 Yr	3 Yr	6 M	1 Yr	2 Yr	3 Yr
360 ONE ELSS Nifty 50 Tax Saver Index Fund - Gr	15.37	N.A.	N.A.	N.A.	4	-	-	-
Aditya Birla Sun Life Nifty 50 Equal Weight Index Fund - Gr	21.55	20.69	9.06	N.A.	2	2	1	-
Aditya Birla Sun Life Nifty 50 Index - Gr	15.55	17.25	5.89	21.07	4	3	3	3
Aditya Birla Sun Life Nifty Midcap 150 Index Fund - Gr	34.31	31.12	15.48	N.A.	1	1	1	-
Aditya Birla Sun Life Nifty Next 50 Index Fund - Gr	20.53	6.69	N.A.	N.A.	3	4	-	-
Aditya Birla Sun Life Nifty Smallcap 50 Index Fund - Gr	44.07	38.26	4.64	N.A.	1	1	4	-
Axis Nifty 100 Index Fund - Gr	15.93	13.93	4.67	19.89	3	4	4	4
Axis Nifty 50 Index Fund - Gr	15.58	17.42	N.A.	N.A.	4	2	-	-
Axis Nifty Midcap 50 Index Fund - Gr	37.89	40.53	N.A.	N.A.	1	1	-	-
Axis Nifty Next 50 Index Fund - Gr	20.49	6.77	N.A.	N.A.	3	4	-	-
Axis Nifty Smallcap 50 Index Fund - Gr	44.78	38.32	N.A.	N.A.	1	1	-	-
Bandhan Nifty 100 Index Fund - Gr	16.18	14.32	N.A.	N.A.	3	3	-	-
Bandhan Nifty 50 Index Fund - Regular Gr	15.52	17.18	6.04	21.13	4	3	2	2
Bandhan Nifty100 Low Volatility 30 Index Fund - Gr	16.52	N.A.	N.A.	N.A.	3	-	-	-
Bandhan Nifty200 Momentum 30 Index Fund - Gr	28.11	21.73	N.A.	N.A.	2	1	-	-
DSP Nifty 50 Equal Weight Index Fund - Gr	21.68	21.06	9.44	27.6	2	2	1	1
DSP Nifty 50 Index Fund - Gr	15.65	17.48	6.1	21.35	4	2	2	2
DSP Nifty Midcap 150 Quality 50 Index Fund - Gr	24.65	14.15	N.A.	N.A.	2	4	-	-
DSP Nifty Next 50 Index Fund - Gr	20.96	7.5	3.48	19.02	2	4	4	4
Edelweiss MSCI India Domestic & World Healthcare 45 Index Fund - Gr	22.14	19.49	6.19	N.A.	2	2	2	-
Edelweiss Nifty 100 Quality 30 Index Fund - Gr	17.97	16.5	N.A.	N.A.	3	3	-	-
Edelweiss Nifty 50 Index Fund - Gr	15.42	17	N.A.	N.A.	4	3	-	-
Edelweiss NIFTY Large Mid Cap 250 Index Fund - Gr	25.03	22.41	N.A.	N.A.	2	1	-	-
Edelweiss Nifty Midcap150 Momentum 50 Index Fund - Gr	34.6	N.A.	N.A.	N.A.	1	-	-	-
Edelweiss Nifty Next 50 Index Fund - Gr	20.43	N.A.	N.A.	N.A.	3	-	-	-
Edelweiss Nifty Smallcap 250 Index Fund - Gr	40.93	N.A.	N.A.	N.A.	1	-	-	-
Franklin India NSE Nifty 50 Index Fund - Gr	15.35	17.06	5.81	20.85	4	3	3	3
HDFC Index Fund - NIFTY 50 Plan	15.64	17.48	6.08	21.4	4	2	2	2
HDFC NIFTY 100 Equal Weight Index Fund - Gr	21.72	14.69	N.A.	N.A.	2	3	-	-
HDFC Nifty 100 Index Fund - Gr	15.98	13.92	N.A.	N.A.	3	4	-	-
HDFC NIFTY Next 50 Index Fund - Gr	20.59	6.95	N.A.	N.A.	3	4	-	-
HDFC NIFTY50 Equal Weight Index Fund - Gr	21.67	20.89	9.24	N.A.	2	2	1	-
HSBC Nifty 50 Index Fund - Gr	15.66	17.34	6.01	21.15	3	3	2	2
HSBC Nifty Next 50 Index Fund - Gr	20.61	6.92	2.9	18.52	3	4	4	4
ICICI Prudential Nifty 200 Momentum 30 Index Fund - Gr	28	21.67	N.A.	N.A.	2	2	-	-
ICICI Prudential Nifty 50 Index Fund - Gr	15.63	17.44	6.08	21.32	4	2	2	2
ICICI Prudential Nifty Auto Index Fund - Gr	33.22	N.A.	N.A.	N.A.	1	-	-	-
ICICI Prudential Nifty Bank Index Fund - Gr	11.92	17.96	N.A.	N.A.	4	2	-	-
ICICI Prudential Nifty Midcap 150 Index Fund - Gr	34.12	30.83	N.A.	N.A.	1	1	-	-
ICICI Prudential Nifty Next 50 Index Fund - Gr	20.76	7.2	3.17	18.66	2	4	4	4
ICICI Prudential Nifty Pharma Index Fund - Gr	27.97	N.A.	N.A.	N.A.	2	-	-	-
ICICI Prudential Nifty Smallcap 250 Index Fund - Gr	40.8	34.02	N.A.	N.A.	1	1	-	-
ICICI Prudential Nifty50 Equal Weight Index Fund - Gr	21.54	N.A.	N.A.	N.A.	2	-	-	-
Kotak Nifty 50 Index Fund - Gr	15.45	17.18	5.94	N.A.	4	3	3	-
Kotak Nifty Next 50 Index Fund - Gr	20.54	7	3.38	N.A.	3	4	4	-
LIC MF Nifty 50 Index Fund - Gr	15.03	16.66	5.41	20.45	4	3	3	3
LIC MF Nifty Next 50 Index Fund - Gr	20.4	6.78	3.1	18.55	3	4	4	4
Motilal Oswal Nifty 200 Momentum 30 Index Fund - Gr	28.26	22.2	N.A.	N.A.	1	1	-	-
Motilal Oswal Nifty 50 Index Fund - Gr	15.58	17.26	5.91	21.08	4	3	3	3
Motilal Oswal Nifty 500 Index Fund	20.75	18.29	7.1	22.73	2	2	2	1
Motilal Oswal Nifty Bank Index Fund	12.06	18.35	8.47	26.94	4	2	1	1
Motilal Oswal Nifty Midcap 150 Index Fund	34.45	31.25	15.46	32.06	1	1	1	1
Motilal Oswal Nifty Next 50 Index Fund - Gr	20.61	7.02	2.98	18.34	3	4	4	4
Motilal Oswal Nifty Smallcap 250 Index Fund	41.03	34.23	14	33.64	1	1	1	1
Navi Nifty 50 Index Fund	15.68	17.55	6.12	N.A.	3	2	2	-
Navi Nifty India Manufacturing Index Fund - Gr	24.47	21.22	N.A.	N.A.	2	2	-	-
Navi Nifty Midcap 150 Index Fund - Gr	33.96	30.42	N.A.	N.A.	1	1	-	-
Navi Nifty Next 50 Index Fund - Gr	20.6	6.87	N.A.	N.A.	3	4	-	-
Nippon India Index Fund - Nifty 50 Plan - Gr	15.52	17.21	5.63	20.72	4	3	3	3
Nippon India Nifty 50 Value 20 Index Fund - Gr	15.04	22.99	7.78	N.A.	4	1	2	-
Nippon India Nifty Alpha Low Volatility 30 Index Fund - Gr	20.02	18.37	N.A.	N.A.	3	2	-	-
Nippon India Nifty Midcap 150 Index Fund - Gr	34.35	31.3	15.42	N.A.	1	1	1	-
Nippon India Nifty Smallcap 250 Index Fund - Gr	40.9	34.14	13.93	N.A.	1	1	1	-

Nifty Based Index Funds

Scheme Name	CAGR Returns %				Quartile			
	6 M	1 Yr	2 Yr	3 Yr	6 M	1 Yr	2 Yr	3 Yr
SBI Nifty Index Fund - Gr	15.6	17.35	5.98	21.21	4	3	3	2
SBI Nifty Next 50 Index Fund - Gr	20.67	7.08	3.12	N.A.	2	4	4	-
SBI Nifty Smallcap 250 Index Fund - Gr	41.07	N.A.	N.A.	N.A.	1	-	-	-
Sundaram NIFTY 100 Equal Weight Fund - Gr	21.65	14.72	5.72	23	2	3	3	1
Tata Nifty 50 Index Fund - Regular Plan	15.47	17.26	5.98	21.11	4	3	3	3
Tata Nifty Midcap 150 Momentum 50 Index Fund - Gr	34.59	N.A.	N.A.	N.A.	1	-	-	-
Taurus Nifty 50 Index Fund - Gr	14.72	16.15	5.48	20.83	4	3	3	3
UTI Nifty 50 Index Fund - Gr	15.71	17.61	6.22	21.58	3	2	2	2
UTI Nifty Midcap 150 Quality 50 Index Fund - Gr	24.53	14.22	N.A.	N.A.	2	4	-	-
UTI Nifty Next 50 Index Fund - Gr	20.71	7.09	3.12	18.71	2	4	4	4
UTI Nifty200 Momentum 30 Index Fund - Gr	28.74	22.85	8.43	N.A.	1	1	1	-
Average of Nifty Index Funds	23.26	18.67	6.87	21.96				
NIFTY 50 TRI	15.88	17.97	6.56	21.96				
Universe	74	64	40	27				

Sensex Based Index Funds

Scheme Name	CAGR Returns %				Quartile			
	6 M	1 Yr	2 Yr	3 Yr	6 M	1 Yr	2 Yr	3 Yr
HDFC Index S&P BSE Sensex Fund (Post Addendum)	14.42	17.73	6.16	21.03	3	3	1	1
ICICI Prudential S&P BSE Sensex Index Fund - Gr	14.43	17.71	6.16	20.96	2	3	1	2
LIC MF S&P BSE Sensex Index Fund Gr	14.04	17.09	5.55	20.22	4	4	4	4
Motilal Oswal S&P BSE Enhanced Value Index Fund - Gr	35.41	59.79	N.A.	N.A.	1	1	-	-
Motilal Oswal S&P BSE Financials ex Bank 30 Index Fund-Gr	33.79	24.54	N.A.	N.A.	1	1	-	-
Motilal Oswal S&P BSE Low Volatility Index Fund - Gr	18.13	20	N.A.	N.A.	2	2	-	-
Nippon India Index Fund - S&P BSE Sensex Plan - Gr	14.27	17.29	5.86	20.74	4	4	4	3
Tata S&P BSE Sensex Index Fund - Regular Plan	14.26	17.43	5.94	20.28	4	4	3	4
UTI S&P BSE Low Volatility Index Fund - Gr	18.15	20.61	N.A.	N.A.	2	2	-	-
UTI S&P BSE Sensex Index Fund - Gr	14.43	17.81	N.A.	N.A.	2	2	-	-
Average of Sensex Index Funds	19.13	23.00	5.93	20.65				
S&P BSE SENSEX TRI	14.67	18.25	6.63	21.59				
Universe	10	10	5	5				

Aggressive Hybrid Fund

Scheme Name	CAGR Returns %				Quartile			
	1 Yr	3 Yr	5 Yr	10 Yr	1 Yr	3 Yr	5 Yr	10 Yr
Aditya Birla Sun Life Equity Hybrid 95 Fund - Gr	14.54	17.77	10.24	13.30	3	3	4	4
Axis Equity Hybrid Fund - Gr	9.06	14.31	10.96	N.A.	4	4	3	-
Bandhan Hybrid Equity Fund - Regular Plan - Gr	15.07	18.76	11.58	N.A.	3	2	3	-
Bank of India Mid & Small Cap Equity & Debt Fund - Gr	26.84	26.96	17.60	N.A.	1	1	1	-
Baroda BNP Paribas Aggressive Hybrid Fund - Gr	17.13	18.30	14.21	N.A.	2	3	1	-
Canara Robeco Equity Hybrid Fund - Gr	14.68	16.66	13.16	15.08	3	3	2	1
DSP Equity & Bond Fund - Gr	19.09	18.63	14.01	15.24	1	2	1	1
Edelweiss Aggressive Hybrid Fund - Regular Plan - Gr	21.29	22.18	13.89	14.26	1	2	2	3
Franklin India Equity Hybrid Fund - Gr	18.10	20.82	12.54	14.47	2	2	3	2
Groww Aggressive Hybrid Fund - Gr	14.16	16.12	N.A.	N.A.	4	4	-	-
HDFC Hybrid Equity Fund - Gr	18.82	22.25	13.66	14.75	2	1	2	2
HSBC Aggressive Hybrid Fund - Gr	17.74	16.69	10.71	14.10	2	3	4	3
ICICI Prudential Equity & Debt Fund - Regular Gr	24.40	30.89	17.25	17.64	1	1	1	1
Invesco India Equity And Bond Fund - Gr	14.90	14.43	10.24	N.A.	3	4	4	-
JM Equity Hybrid Fund - Gr	30.15	24.60	13.94	13.24	1	1	2	4
Kotak Equity Hybrid Fund - Gr	16.22	21.56	15.01	N.A.	2	2	1	-
LIC MF Aggressive Hybrid Fund - Gr	12.91	13.66	9.64	9.38	4	4	4	4
Mahindra Manulife Aggressive Hybrid Fund - Gr	18.96	21.84	N.A.	N.A.	2	2	-	-
Mirae Asset Hybrid - Equity Fund - Gr	16.03	17.83	12.73	N.A.	2	3	2	-
Motilal Oswal Equity Hybrid Fund - Gr	14.16	14.58	12.00	N.A.	4	4	3	-
Navi Equity Hybrid Fund - Gr	17.12	16.50	10.99	N.A.	2	4	3	-
Nippon India Equity Hybrid Fund - Gr	21.02	22.76	8.33	13.07	1	1	4	4
PGIM India Hybrid Equity Fund - Gr	14.35	14.27	8.93	10.72	3	4	4	4
Quant Absolute Fund - Gr	9.42	26.90	20.28	19.16	4	1	1	1
SBI Equity Hybrid Fund - Gr	11.85	17.59	12.62	15.01	4	3	2	2
Shriram Hybrid Equity Fund - Regular Gr	13.29	14.25	9.36	N.A.	4	4	4	-
Sundaram Aggressive Hybrid Fund - Gr	13.18	18.26	10.83	14.35	4	3	3	2
Tata Hybrid Equity Fund - Regular Plan - Gr	14.36	19.21	11.58	13.65	3	2	3	3
Union Hybrid Equity Fund - Gr	15.10	N.A.	N.A.	N.A.	3	-	-	-
UTI Hybrid Equity Fund - Gr	21.18	23.18	12.94	13.60	1	1	2	3
Average of Aggressive Hybrid Funds	16.84	19.37	12.56	14.18				
Universe	30	29	27	17				

Dynamic Asset Allocation / Balanced Advantage

Scheme Name	CAGR Returns %				Quartile			
	1 Yr	2 Yr	3 Yr	5 Yr	1 Yr	2 Yr	3 Yr	5 Yr
Aditya Birla Sun Life Balanced Advantage Fund - Gr	13.79	6.49	14.80	10.58	2	3	2	2
Axis Balanced Advantage Fund - Gr	13.08	5.07	12.13	8.20	3	4	2	4
Bandhan Balanced Advantage Fund - Regular Plan - Gr	10.74	4.28	10.25	8.96	4	4	4	3
Bank of India Balanced Advantage Fund - Gr	15.24	11.41	11.89	6.95	2	1	3	4
Baroda BNP Paribas Balanced Advantage Fund - Gr	17.02	7.93	14.83	N.A.	1	2	1	-
DSP Dynamic Asset Allocation Fund - Gr	10.69	4.92	9.84	8.68	4	4	4	3
Edelweiss Balanced Advantage Fund - Gr	13.58	5.86	15.04	12.08	2	3	1	1
Franklin India Balanced Advantage Fund - Gr	15.67	N.A.	N.A.	N.A.	1	-	-	-
HDFC Balanced Advantage Fund Gr	27.66	17.25	30.02	16.00	1	1	1	1
HSBC Balanced Advantage Fund - Gr	13.12	5.62	9.02	8.31	3	3	4	4
ICICI Prudential Balanced Advantage Fund - Regular Gr	13.11	9.03	15.18	11.55	3	1	1	1
Invesco India Balanced Advantage Fund - Gr	14.52	6.39	12.28	8.53	2	3	2	4
ITI Balanced Advantage Fund - Gr	13.58	3.73	11.07	N.A.	2	4	3	-
Kotak Balanced Advantage Fund - Gr	13.05	6.63	11.82	10.64	3	2	3	2
LIC MF Balanced Advantage Fund - Gr	12.12	N.A.	N.A.	N.A.	4	-	-	-
Mahindra Manulife Balanced Advantage Fund - Gr	14.45	N.A.	N.A.	N.A.	2	-	-	-
Mirae Asset Balanced Advantage Fund - Gr	15.37	N.A.	N.A.	N.A.	1	-	-	-
Motilal Oswal Balance Advantage Fund - Gr	21.48	9.26	11.68	9.66	1	1	3	3
Nippon India Balanced Advantage Fund - Gr	12.29	6.86	14.41	10.17	3	2	2	3
NJ Balanced Advantage Fund - Gr	14.80	N.A.	N.A.	N.A.	2	-	-	-
PGIM India Balanced Advantage Fund - Gr	10.86	5.52	N.A.	N.A.	4	3	-	-
SBI Balanced Advantage Fund - Gr	17.70	9.20	N.A.	N.A.	1	1	-	-
Shriram Balanced Advantage Fund - Gr	11.77	4.34	10.37	N.A.	4	4	4	-
Sundaram Balanced Advantage Fund - Gr	11.11	6.71	9.70	6.95	4	2	4	4
Tata Balanced Advantage Fund - Gr	13.74	7.78	14.21	N.A.	2	2	2	-
Union Balanced Advantage Fund - Gr	10.92	5.14	11.46	10.35	4	4	3	2
Average of DAA Funds	14.29	7.12	13.16	9.84				
Universe	26	21	19	15				

Equity Savings Fund

Scheme Name	CAGR Returns %				Quartile			
	6 M	1 Yr	2 Yr	3 Yr	6 M	1 Yr	2 Yr	3 Yr
Aditya Birla Sun Life Equity Savings Fund - Gr	10.25	10.77	3.64	10.13	2	3	4	3
Axis Equity Saver Fund - Gr	10.05	10.58	4.03	11.07	2	3	4	3
Bandhan Equity Savings Fund - Regular Gr	6.88	8.54	4.93	8.55	4	4	4	4
Baroda BNP Paribas Equity Savings Fund - Gr	8.18	9.72	5.50	7.22	3	4	3	4
DSP Equity Savings Fund - Gr	8.23	9.78	5.05	11.15	3	4	3	3
Edelweiss Equity Savings Fund - Regular - Gr	8.95	11.37	5.66	10.31	3	2	2	3
Franklin India Equity Savings Fund - Gr	8.06	9.56	5.40	11.67	4	4	3	2
HDFC Equity Savings Fund - Gr	9.20	11.93	7.14	14.22	3	2	2	1
HSBC Equity Savings Fund - Gr	11.64	12.80	7.56	13.37	1	1	1	1
ICICI Prudential Equity Savings Fund - Gr	7.07	10.62	7.44	10.56	4	3	2	3
Invesco India Equity Savings Fund - Gr	10.32	11.15	4.06	7.79	2	2	4	4
Kotak Equity Savings Fund - Gr	9.24	12.95	8.76	11.59	3	1	1	2
LIC MF Equity Savings Fund - Gr	9.87	10.17	5.12	10.09	2	3	3	3
Mahindra Manulife Equity Savings Fund - Gr	11.47	11.76	5.56	13.35	1	2	2	2
Mirae Asset Equity Savings Fund - Gr	10.72	11.98	6.39	12.62	1	2	2	2
Nippon India Equity Savings Fund - Gr	9.36	11.89	5.61	11.16	2	2	2	2
PGIM India Equity Savings Fund - Gr	4.88	7.35	4.61	9.58	4	4	4	4
SBI Equity Savings Fund - Gr	14.44	14.83	8.08	13.50	1	1	1	1
Sundaram Equity Savings Fund - Gr	12.99	13.47	7.90	14.42	1	1	1	1
Tata Equity Savings Fund - Regular Plan - Gr	7.73	9.76	5.40	9.89	4	4	3	4
Union Equity Savings Fund - Gr	8.17	9.82	4.36	8.59	4	3	4	4
UTI Equity Savings Fund - Gr	10.26	14.28	7.99	13.56	2	1	1	1
Average of Equity Savings Funds	9.45	11.14	5.92	11.11				
Universe	22	22	22	22				

Child Fund

Scheme Name	CAGR Returns				Quartile			
	1 Yr	3 Yr	5 Yr	10 Yr	1 Yr	3 Yr	5 Yr	10 Yr
Aditya Birla Sun Life Bal Bhavishya Yojna - Gr	19.11	14.34	N.A.	N.A.	2	4	-	-
Axis Childrens Gift Fund - Gr(Compulsory Lock-in)	8.44	14.37	10.93	N.A.	4	4	3	-
HDFC Childrens Gift Fund	21.84	22.2	15.03	16.34	1	1	1	1
ICICI Prudential Child Care Plan-Gift Plan	18.99	19.56	11.59	15.09	2	2	2	2
LIC MF Childrens Gift Fund - Gr	16.24	15.38	10.62	9.83	3	3	3	4
SBI Magnum Children Benefit Fund	12.97	14.39	9.97	13.42	4	3	4	3
Tata Young Citizen Fund - Gr	21.42	23.35	15	12.71	1	1	1	3
UTI CCF - Investment Plan - Gr	13.6	21.49	12.71	14.71	3	2	2	2
UTI CCF - Savings Plan - Gr	9.57	12.67	8.07	11.81	4	4	4	4
Average of Child Funds	15.80	17.53	11.74	13.42				
Universe	9	9	8	7				

ETF Funds

Scheme Name	CAGR Returns				Quartile			
	6 M	1 Yr	3 Yr	5 Yr	6 M	1 Yr	3 Yr	5 Yr
Aditya Birla Sun Life Nifty 200 Momentum 30 ETF - Gr	29.07	23.36	N.A.	N.A.	1	1	-	-
Aditya Birla Sun Life Nifty 200 Quality 30 ETF - Gr	19.03	15.65	N.A.	N.A.	2	4	-	-
Aditya Birla Sun Life Nifty 50 ETF - Gr	15.89	17.95	N.A.	N.A.	3	3	-	-
Aditya Birla Sun Life Nifty Bank ETF - Gr	12.59	19.28	N.A.	N.A.	4	2	-	-
Aditya Birla Sun Life Nifty Healthcare ETF - Gr	28.37	19.92	N.A.	N.A.	1	2	-	-
Aditya Birla Sun Life Nifty IT ETF - Gr	14.45	20.35	N.A.	N.A.	4	2	-	-
Aditya Birla Sun Life Nifty Next 50 ETF - Gr	21.08	7.79	N.A.	N.A.	2	4	-	-
Aditya Birla Sun Life S&P BSE Sensex ETF - Gr	14.68	18.21	N.A.	N.A.	4	2	-	-
Axis NIFTY 50 ETF - Gr	15.87	17.93	21.85	N.A.	3	3	2	-
Axis NIFTY Bank ETF - Gr	12.53	19.2	N.A.	N.A.	4	2	-	-
Axis NIFTY Healthcare ETF - Gr	28.24	19.68	N.A.	N.A.	1	2	-	-
Axis NIFTY India Consumption ETF	19.47	9.01	N.A.	N.A.	2	4	-	-
Axis NIFTY IT ETF - Gr	14.38	20.28	N.A.	N.A.	4	2	-	-
Axis S&P BSE SENSEX ETF	14.54	N.A.	N.A.	N.A.	4	-	-	-
Bandhan Nifty 50 ETF	15.84	17.93	21.58	13.52	3	3	3	3
Bandhan S&P BSE Sensex ETF	14.42	17.83	20.91	13.65	4	3	3	2
DSP NIFTY 50 Equal Weight ETF - Gr	22.06	21.82	N.A.	N.A.	2	1	-	-
DSP Nifty 50 ETF	15.83	17.89	N.A.	N.A.	3	3	-	-
DSP Nifty Bank ETF - Gr	12.59	N.A.	N.A.	N.A.	4	-	-	-
DSP Nifty Midcap 150 Quality 50 ETF	24.95	14.9	N.A.	N.A.	1	4	-	-
Groww Nifty 50 ETF - Gr	15.43	17.26	21.33	N.A.	3	4	3	-
HDFC NIFTY 100 ETF - Gr	16.37	14.72	N.A.	N.A.	3	4	-	-
HDFC NIFTY 50 ETF - Gr	15.87	17.92	N.A.	N.A.	3	3	-	-
HDFC NIFTY Bank ETF - Gr	12.54	19.19	28.24	N.A.	4	2	1	-
HDFC NIFTY Growth Sectors 15 ETF - Gr	16.37	12.93	N.A.	N.A.	3	4	-	-
HDFC NIFTY IT ETF - Gr	14.37	N.A.	N.A.	N.A.	4	-	-	-
HDFC NIFTY Midcap 150 ETF - Gr	34.9	N.A.	N.A.	N.A.	1	-	-	-
HDFC NIFTY NEXT 50 ETF - Gr	20.95	7.59	N.A.	N.A.	2	4	-	-
HDFC NIFTY Private Bank ETF - Gr	14.93	N.A.	N.A.	N.A.	3	-	-	-
HDFC NIFTY Smallcap 250 ETF - Gr	41.57	N.A.	N.A.	N.A.	1	-	-	-
HDFC NIFTY100 Low Volatility 30 ETF - Gr	17.69	N.A.	N.A.	N.A.	2	-	-	-
HDFC NIFTY100 Quality 30 ETF - Gr	18.27	17.08	N.A.	N.A.	2	4	-	-
HDFC NIFTY200 Momentum 30 ETF - Gr	28.69	N.A.	N.A.	N.A.	1	-	-	-
HDFC NIFTY50 Value 20 ETF - Gr	15.42	23.87	N.A.	N.A.	3	1	-	-
HDFC S&P BSE 500 ETF - Gr	21	N.A.	N.A.	N.A.	2	-	-	-
HDFC S&P BSE Sensex ETF - Gr	14.68	18.21	N.A.	N.A.	4	2	-	-
ICICI Prudential Nifty 100 ETF - Gr	16.27	14.57	20.7	12.73	3	4	4	4
ICICI Prudential Nifty 100 Low Volatility 30 ETF	17.65	18.36	19.46	13.25	2	2	4	3
ICICI Prudential Nifty 200 Momentum 30 ETF - Gr	28.73	23.05	N.A.	N.A.	1	1	-	-
ICICI Prudential Nifty 50 ETF - Gr	15.88	17.95	21.9	13.66	3	3	2	2
ICICI Prudential Nifty Alpha Low Volatility 30 ETF - Gr	20.43	19.11	19.4	N.A.	2	2	4	-
ICICI Prudential Nifty Auto ETF	34.28	30.21	N.A.	N.A.	1	1	-	-
ICICI Prudential Nifty Bank ETF - Gr	12.58	19.26	N.A.	N.A.	4	2	-	-
ICICI Prudential Nifty Commodities ETF - Gr	18.66	N.A.	N.A.	N.A.	2	-	-	-
ICICI Prudential Nifty Financial Services Ex-Bank ETF - Gr	32.78	N.A.	N.A.	N.A.	1	-	-	-
ICICI Prudential Nifty FMCG ETF - Gr	13.98	17.61	N.A.	N.A.	4	3	-	-
ICICI Prudential Nifty Healthcare ETF - Gr	28.35	19.86	N.A.	N.A.	1	2	-	-
ICICI Prudential Nifty India Consumption ETF - Gr	19.57	9.13	N.A.	N.A.	2	4	-	-
ICICI Prudential Nifty Infrastructure ETF - Gr	24.88	28.35	N.A.	N.A.	2	1	-	-
ICICI Prudential Nifty IT ETF - Gr	14.43	20.32	N.A.	N.A.	4	2	-	-
ICICI Prudential Nifty Midcap 150 ETF - Gr	34.89	32.21	33.38	N.A.	1	1	1	-
ICICI Prudential Nifty Next 50 ETF	21.08	7.82	19.57	N.A.	2	4	4	-
ICICI Prudential Nifty Private Bank ETF - Gr	14.96	19.84	25.59	N.A.	3	2	2	-
ICICI Prudential Nifty PSU Bank ETF	43.4	N.A.	N.A.	N.A.	1	-	-	-
ICICI Prudential Nifty50 Value 20 ETF - Gr	15.35	23.8	25.52	16.06	3	1	2	1
ICICI Prudential S&P BSE 500 ETF	20.96	18.95	N.A.	N.A.	2	2	-	-
ICICI Prudential S&P BSE Midcap Select ETF	32.19	18.07	23.35	13.47	1	3	2	3
ICICI Prudential S&P BSE Sensex ETF - Gr	14.69	18.24	21.52	13.99	4	2	3	1
Invesco India Nifty 50 ETF - Gr	15.84	17.85	21.81	13.59	3	3	3	2
Kotak Nifty 100 Low Volatility 30 ETF - Gr	17.84	18.62	N.A.	N.A.	2	2	-	-
Kotak Nifty 50 ETF	15.73	17.74	21.76	13.53	3	3	3	2
Kotak Nifty 50 Value 20 ETF - IDCW	15.46	23.95	25.12	16.05	3	1	2	1
Kotak Nifty Alpha 50 ETF - Gr	40.97	24.42	N.A.	N.A.	1	1	-	-
Kotak Nifty Bank ETF	12.51	17.54	27.61	12.12	4	3	1	4
Kotak NIFTY India Consumption ETF - Gr	19.57	9.08	N.A.	N.A.	2	4	-	-
Kotak Nifty IT ETF - Gr	14.45	N.A.	N.A.	N.A.	4	-	-	-
Kotak Nifty Midcap 50 ETF - Gr	39.04	42.29	N.A.	N.A.	1	1	-	-
Kotak Nifty MNC ETF - Gr	16.57	13.54	N.A.	N.A.	3	4	-	-
Kotak Nifty PSU Bank ETF	43.4	79.49	60.34	14.16	1	1	1	1
Kotak S&P BSE Sensex ETF	14.49	17.91	N.A.	N.A.	4	3	-	-

ETF Funds

Scheme Name	CAGR Returns				Quartile			
	6 M	1 Yr	3 Yr	5 Yr	6 M	1 Yr	3 Yr	5 Yr
LIC MF Nifty 100 ETF - Gr	16.27	14.74	20.89	12.88	3	4	3	4
LIC MF Nifty 50 ETF - Gr	15.72	17.82	21.78	13.62	3	3	3	2
LIC MF S&P BSE Sensex ETF - Gr	14.59	18.14	21.44	13.95	4	3	3	1
Mirae Asset Nifty 100 ESG Sector Leaders ETF - Gr	16.23	15.19	N.A.	N.A.	3	4	-	-
Mirae Asset Nifty 50 ETF - Gr	15.87	17.93	21.89	N.A.	3	3	2	-
Mirae Asset Nifty Financial Services ETF - Gr	12.36	16.72	N.A.	N.A.	4	4	-	-
Mirae Asset Nifty India Manufacturing ETF - Gr	24.89	22.13	N.A.	N.A.	1	1	-	-
Mirae Asset Nifty Midcap 150 ETF - Gr	34.96	32.32	N.A.	N.A.	1	1	-	-
Mirae Asset Nifty Next 50 ETF - Gr	20.99	7.55	19.44	N.A.	2	4	4	-
Motilal Oswal Nifty 50 ETF - Gr	15.88	17.94	21.81	13.52	3	3	3	3
Motilal Oswal Nifty Midcap 100 ETF	36.72	34.47	34.37	19.43	1	1	1	1
Motilal Oswal S&P BSE Enhanced Value ETF - Gr	36	61.8	N.A.	N.A.	1	1	-	-
Motilal Oswal S&P BSE Healthcare ETF - Gr	31.18	23.48	N.A.	N.A.	1	1	-	-
Motilal Oswal S&P BSE Low Volatility ETF - Gr	18.46	20.85	N.A.	N.A.	2	1	-	-
Motilal Oswal S&P BSE Quality ETF - Gr	20.49	20.62	N.A.	N.A.	2	1	-	-
Motilal Oswal S&P BSE Quality Index Fund - Gr	20.03	19.68	N.A.	N.A.	2	2	-	-
Nippon India ETF Nifty 100	16.25	14.56	20.58	12.35	3	4	4	4
Nippon India ETF Nifty 50 BeES	15.88	17.94	21.89	N.A.	3	3	2	-
Nippon India ETF Nifty 50 Shariah BeES	13.28	11.09	14.17	11.92	4	4	4	4
Nippon India ETF Nifty 50 Value 20	15.32	23.68	25.24	N.A.	3	1	2	-
Nippon India ETF Nifty Bank BeES	12.58	19.23	28.29	N.A.	4	2	1	-
Nippon India ETF Nifty Dividend Opportunities 50	20.85	31.19	27.36	14.19	2	1	1	1
Nippon India ETF Nifty India Consumption	19.44	8.96	20.26	12.92	2	4	4	3
Nippon India ETF Nifty Infrastructure BeES	24.46	27.52	26.31	16.31	2	1	1	1
Nippon India ETF Nifty IT - Gr	14.43	20.2	18.91	N.A.	4	2	4	-
Nippon India ETF Nifty Midcap 150 - Gr	34.87	32.27	33.43	N.A.	1	1	1	-
Nippon India ETF Nifty Next 50 Junior BeES	21.1	7.78	19.44	11.25	2	4	4	4
Nippon India ETF Nifty PSU Bank BeES	43.31	81.1	60.43	N.A.	1	1	1	-
Nippon India ETF S&P BSE Sensex	14.72	18.26	21.49	13.95	4	2	3	1
Nippon India ETF S&P BSE Sensex Next 50 - Gr	25.44	17	25.36	N.A.	1	4	2	-
Nippon India Nifty Auto ETF	34.25	30.19	N.A.	N.A.	1	1	-	-
Nippon India Nifty Pharma ETF - Gr	29.65	20.55	N.A.	N.A.	1	2	-	-
Quantum Nifty 50 ETF	15.84	17.89	21.84	13.58	3	3	2	2
SBI Nifty 200 Quality 30 ETF - Gr	18.99	15.48	18.12	N.A.	2	4	4	-
SBI Nifty 50 ETF - Gr	15.86	17.91	20.81	13.04	3	3	3	3
SBI Nifty Bank ETF	12.56	19.22	28.31	12.21	4	2	1	4
SBI Nifty Consumption ETF	19.51	9	N.A.	N.A.	2	4	-	-
SBI Nifty IT ETF	14.39	20.24	N.A.	N.A.	4	2	-	-
SBI Nifty Next 50 ETF - Gr	21.09	7.84	19.51	11.28	2	4	4	4
SBI Nifty Private Bank ETF	14.93	19.87	N.A.	N.A.	3	2	-	-
SBI S&P BSE 100 ETF	17.22	17.76	22.42	13.81	2	3	2	2
SBI S&P BSE Sensex ETF - Gr	14.65	18.18	20.47	13.38	4	3	4	3
SBI S&P BSE Sensex Next 50 ETF	25.61	17.42	25.72	12.9	1	3	1	4
Tata Nifty 50 ETF	15.77	17.9	21.82	N.A.	3	3	3	-
Tata Nifty India Digital ETF - Gr	28.1	24.19	N.A.	N.A.	1	1	-	-
Tata Nifty Private Bank ETF	14.89	19.55	25.66	N.A.	4	2	2	-
UTI Nifty Bank ETF - Gr	12.59	19.38	N.A.	N.A.	4	2	-	-
UTI NIFTY NEXT 50 ETF	21.1	7.83	N.A.	N.A.	2	4	-	-
UTI S&P BSE Sensex ETF - Gr	14.65	18.18	20.47	13.4	4	3	4	3
UTI S&P Bse Sensex Next 50 ETF	25.69	17.52	N.A.	N.A.	1	3	-	-
Average of ETF	20.64	20.33	24.44	13.63				
Universe	120	107	52	33				

Arbitrage Fund

Scheme Name	Annualized Returns				Quartile			
	6 M	1 Yr	2 Yr	3 Yr	6 M	1 Yr	2 Yr	3 Yr
Aditya Birla Sun Life Arbitrage Fund - Gr	7.87	6.86	5.18	4.74	2	2	2	2
Axis Arbitrage Fund - Regular Gr	7.55	6.58	5.26	4.7	3	3	1	2
Bandhan Arbitrage Fund - Regular Plan - Gr	7.81	6.92	5.2	4.68	2	2	2	2
Bank of India Arbitrage Fund - Gr	6.92	5.85	4.12	3.48	4	4	4	4
Baroda BNP Paribas Arbitrage Fund - Regular Plan Gr	8.04	6.88	5.03	4.63	1	2	3	3
DSP Arbitrage Fund - Gr	7.85	6.98	5.16	4.61	2	1	2	3
Edelweiss Arbitrage Fund - Gr	7.92	6.97	5.42	4.86	1	1	1	1
Groww Arbitrage Fund - Gr	5.34	4.98	3.62	3.16	4	4	4	4
HDFC Arbitrage Fund - Wholesale Gr	7.82	6.97	5.22	4.74	2	1	2	2
HSBC Arbitrage Fund - Gr	7.76	6.77	5.04	4.62	3	3	3	3
ICICI Prudential Equity - Arbitrage Fund - Regular Gr	7.91	6.96	5.32	4.83	2	2	1	1
Invesco India Arbitrage Fund - Gr	7.97	7.28	5.79	5.04	1	1	1	1
ITI Arbitrage Fund - Gr	7.42	5.36	3.81	3.38	4	4	4	4
JM Arbitrage Fund - Gr	7.27	6.45	4.9	4.14	4	3	4	4
Kotak Equity Arbitrage Fund - Gr	8.17	7.14	5.57	5.02	1	1	1	1
LIC MF Arbitrage Fund - Gr	7.36	6.45	5.03	4.38	4	3	3	4
Mahindra Manulife Arbitrage Fund - Gr	6.31	5.51	4.1	3.68	4	4	4	4
Mirae Asset Arbitrage Fund - Gr	7.79	6.78	5.14	4.64	2	3	3	3
Nippon India Arbitrage Fund - Gr	7.78	6.79	5.24	4.76	3	2	2	2
NJ Arbitrage Fund - Gr	7.52	6.41	N.A.	N.A.	3	4	-	-
PGIM India Arbitrage Fund - Gr	7.26	6.35	4.87	4.45	4	4	4	3
SBI Arbitrage Opportunities Fund - Gr	8.31	7.34	5.76	5.04	1	1	1	1
Sundaram Arbitrage Fund - Gr	7.49	6.56	4.61	3.9	3	3	4	4
Tata Arbitrage Fund - Gr	7.7	6.84	5.13	4.73	3	2	3	2
Union Arbitrage Fund - Gr	7.89	6.78	4.98	4.51	2	3	3	3
UTI Arbitrage Fund - Gr	7.93	6.9	5.19	4.77	1	2	2	1
Average of Arbitrage Fund	7.58	6.60	4.99	4.46				
Universe	26	26	25	25				

Conservative Hybrid Fund

Scheme Name	Annualized Returns				Quartile			
	6 M	1 Yr	2 Yr	3 Yr	6 M	1 Yr	2 Yr	3 Yr
Aditya Birla Sun Life Regular Savings Fund - Gr	13.72	8.70	6.10	11.78	3	3	2	1
Axis Regular Saver Fund - Gr	12.53	6.83	3.39	8.06	3	4	4	3
Bandhan Regular Savings Fund - Regular Gr	11.73	6.41	2.61	5.66	4	4	4	4
Bank of India Conservative Hybrid Fund - Regular - Gr	13.81	9.01	13.95	13.49	2	3	1	1
Baroda BNP Paribas Conservative Hybrid Fund - Gr	13.29	8.75	4.37	7.25	3	3	3	4
Canara Robeco Conservative Hybrid Fund - Gr	13.27	8.49	4.73	8.37	3	3	3	3
DSP Regular Savings Fund - Gr	14.23	10.10	4.76	8.19	2	2	3	3
Franklin India Debt Hybrid Fund (A) Gr	14.61	9.93	5.55	8.64	2	2	2	3
HDFC Hybrid Debt Fund - Gr	17.73	13.21	7.71	12.74	1	1	1	1
HSBC Conservative Hybrid Fund - Gr	14.56	10.16	4.26	8.02	2	1	4	4
ICICI Prudential Regular Savings Fund Gr	15.38	9.72	6.67	9.51	2	2	2	2
ITI Conservative Hybrid Fund - Gr	9.65	6.90	N.A.	N.A.	4	4	-	-
Kotak Debt Hybrid Fund - Gr	16.94	10.89	6.47	11.34	1	1	2	2
LIC MF Conservative Hybrid Fund - Gr	8.33	6.10	3.10	6.06	4	4	4	4
Navi Regular Saving Fund - Gr	11.36	7.06	3.79	6.01	4	4	4	4
Nippon India Hybrid Bond Fund - Gr	13.37	9.83	6.78	9.19	3	2	2	3
Parag Parikh Conservative Hybrid Fund - Gr	17.14	12.77	8.51	N.A.	1	1	1	-
SBI Conservative Hybrid Fund - Gr	18.97	11.74	8.51	12.52	1	1	1	1
Sundaram Debt Oriented Hybrid Fund - Gr	11.47	8.42	5.47	9.32	4	3	3	2
UTI Regular Savings Fund - Gr	15.43	9.81	5.29	11.23	1	2	3	2
Average of Conservative Hybrid Fund	13.88	9.24	5.90	9.30				
Universe	20	20	19	18				

Overnight Fund

Scheme Name	Annualized Returns				Quartile			
	15 D	1 M	3 M	6 M	15 D	1 M	3 M	6 M
Aditya Birla Sun Life Overnight Fund - Gr	6.62	6.73	6.57	6.64	2	3	3	2
Axis Overnight Fund - Gr	6.66	6.79	6.64	6.70	1	1	1	1
Bajaj Finserv Overnight Fund - Gr	6.66	6.77	N.A.	N.A.	1	1	-	-
Bandhan Overnight Fund - Gr	6.63	6.74	6.57	6.61	2	1	3	3
Bank of India Overnight Fund - Gr	6.74	6.88	6.75	6.80	1	1	1	1
Baroda BNP Paribas Overnight Fund - Gr	6.64	6.76	6.60	6.68	2	1	2	1
Canara Robeco Overnight Fund - Gr	6.61	6.74	6.60	6.64	3	1	2	2
DSP Overnight Fund - Gr	6.68	6.78	6.62	6.69	1	1	1	1
Edelweiss Overnight Fund - Gr	6.63	6.74	6.61	6.65	2	1	1	2
Franklin India Overnight Fund - Gr	6.62	6.75	6.58	6.61	2	1	2	3
Groww Overnight Fund - Gr	6.52	6.66	6.50	6.24	4	4	4	4
HDFC Overnight Fund - Gr	6.57	6.69	6.52	6.58	4	4	4	4
HSBC Overnight Fund - Gr	6.57	6.70	6.59	6.64	4	4	2	2
ICICI Prudential Overnight Fund - Gr	6.62	6.73	6.57	6.64	2	3	3	2
Invesco India Overnight Fund - Gr	6.66	6.80	6.63	6.66	1	1	1	2
ITI Overnight Fund - Gr	6.45	6.58	6.41	6.40	4	4	4	4
JM Overnight Fund - Gr	6.61	6.75	6.58	6.62	3	1	2	3
Kotak Overnight Fund - Gr	6.61	6.73	6.57	6.63	3	3	3	3
LIC MF Overnight Fund - Gr	6.55	6.69	6.52	6.58	4	4	4	4
Mahindra Manulife Overnight Fund - Gr	6.62	6.73	6.57	6.62	2	3	3	3
Mirae Asset Overnight Fund - Gr	6.62	6.74	6.60	6.65	2	1	2	2
Navi Overnight Fund - Gr	5.97	6.32	N.A.	N.A.	4	4	-	-
Nippon India Overnight Fund - Gr	6.62	6.75	6.59	6.66	2	1	2	2
NJ Overnight Fund - Gr	6.56	6.67	6.53	6.57	4	4	4	4
PGIM India Overnight Fund - Gr	6.63	6.75	6.60	6.67	2	1	2	1
Quant Overnight Fund - Gr	7.04	7.23	7.01	7.00	1	1	1	1
Samco Overnight Fund - Gr	6.40	6.52	6.39	6.41	4	4	4	4
SBI Overnight Fund - Gr	6.58	6.72	6.55	6.61	4	4	4	3
Shriram Overnight Fund - Gr	6.57	6.78	6.56	6.62	4	1	3	3
Sundaram Overnight Fund - Gr	6.60	6.73	6.57	6.66	3	3	3	2
Tata Overnight Fund - Gr	6.61	6.74	6.57	6.61	3	1	3	3
TRUST MF Overnight Fund - Gr	6.67	6.79	6.62	6.68	1	1	1	1
Union Overnight Fund - Gr	6.61	6.72	6.56	6.61	3	4	3	3
UTI Overnight Fund - Gr	6.66	6.79	6.63	6.67	1	1	1	1
Average of Overnight Fund	6.60	6.74	6.59	6.63				
Universe	34	34	32	32				

Liquid Fund

Scheme Name	Annualized Returns				Quartile			
	1 M	3 M	6 M	1 Yr	1 M	3 M	6 M	1 Yr
360 ONE Liquid Fund - Gr	6.94	6.82	6.97	6.77	3	4	3	3
Aditya Birla Sun Life Liquid Fund - Gr	7.04	6.89	7.14	6.92	1	2	1	1
Axis Liquid Fund - Gr	7.10	6.95	7.14	6.92	1	1	1	1
Bajaj Finserv Liquid Fund - Gr *	6.90	N.A.	N.A.	N.A.	4	-	-	-
Bandhan Liquid Fund - Regular Plan - Gr	7.03	6.89	7.08	6.84	1	2	2	2
Bank of India Liquid Fund - Retail Plan - Gr	7.14	6.98	7.18	6.93	1	1	1	1
Baroda BNP Paribas Liquid Fund Gr	7.05	7.00	7.14	6.93	1	1	1	1
Canara Robeco Liquid Fund - Regular Plan - Gr	7.04	6.93	7.13	6.92	1	1	1	1
DSP Liquidity Fund - Regular Plan - Gr	7.01	6.90	7.08	6.82	3	2	2	3
Edelweiss Liquid Fund - Retail Plan - Gr	6.87	6.75	6.97	6.73	4	4	3	4
Groww Liquid Fund - Gr	7.08	6.87	6.84	6.58	1	3	4	4
HDFC Liquid Fund - Gr	7.04	6.87	7.07	6.82	1	3	2	3
HSBC Liquid Fund - Gr	7.06	6.92	7.10	6.88	1	2	2	2
ICICI Prudential Liquid Fund - Gr	7.01	6.87	7.08	6.83	3	3	2	2
Invesco India Liquid Fund - Gr	7.07	6.91	7.09	6.84	1	2	2	2
ITI Liquid Fund - Gr	6.92	6.63	6.71	6.48	4	4	4	4
JM Liquid Fund - Gr	7.12	6.93	7.04	6.81	1	1	3	3
Kotak Liquid Regular Plan - Gr	7.01	6.88	7.07	6.82	3	2	2	3
LIC MF Liquid Fund Gr	6.94	6.84	7.02	6.80	3	3	3	3
Mahindra Manulife Liquid Fund - Gr	7.07	6.99	7.15	6.91	1	1	1	1
Mirae Asset Cash Management Fund - Regular Plan - Gr	7.08	6.94	7.11	6.87	1	1	2	2
Motilal Oswal Liquid Fund - Gr	6.64	6.48	6.61	6.36	4	4	4	4
Navi Liquid Fund - Gr	6.72	6.72	6.94	N.A.	4	4	4	-
Nippon India Liquid Fund - Gr	7.00	6.87	7.07	6.84	3	3	2	2
Parag Parikh Liquid Fund - Gr	6.77	6.63	6.75	6.43	4	4	4	4
PGIM India Liquid Fund - Gr	7.00	6.92	7.13	6.86	3	2	1	2

Liquid Fund

Scheme Name	Annualized Returns				Quartile			
	1 M	3 M	6 M	1 Yr	1 M	3 M	6 M	1 Yr
Quant Liquid Plan - Gr	6.77	6.69	6.78	6.55	4	4	4	4
Quantum Liquid Fund - Regular plan - Gr	6.87	6.71	6.88	6.61	4	4	4	4
SBI Liquid Fund - Gr	7.01	6.85	7.06	6.82	3	3	3	3
Sundaram Liquid Fund - Gr	7.01	6.89	7.05	6.84	3	2	3	2
Tata Liquid Fund Regular Plan - Gr	7.02	6.88	7.03	6.81	1	2	3	3
Trust MF Liquid Fund - Gr	7.03	6.83	7.02	6.77	1	3	3	3
Union Liquid Fund - Gr	7.07	6.95	7.14	6.92	1	1	1	1
UTI Liquid Cash Plan Institutional - Gr	7.08	6.93	7.13	6.89	1	1	1	1
WhiteOak Capital Liquid Fund - Gr	6.90	6.72	6.93	6.68	4	4	4	4
Average of Liquid Fund	6.98	6.85	7.02	6.78				
Universe	35	34	34	33				

Ultra Short Duration Fund

Scheme Name	Annualized Returns				Quartile			
	1 M	3 M	6 M	1 Yr	1 M	3 M	6 M	1 Yr
Aditya Birla Sun Life Savings Fund - Gr	6.91	7.24	7.52	7.13	1	1	1	1
Axis Ultra Short Term Fund - Gr	6.21	6.34	6.80	6.45	4	3	3	3
Bandhan Ultra Short Term Fund - Gr	6.70	6.85	7.29	6.94	1	1	1	1
Bank of India Ultra Short Duration Fund - Retail Plan - Gr	6.01	6.06	6.47	6.33	4	4	4	3
Baroda BNP Paribas Ultra Short Duration Fund - Gr	7.11	7.13	7.49	7.24	1	1	1	1
Canara Robeco Ultra Short Term Fund - Regular Plan - Gr	6.09	6.24	6.63	6.28	4	4	3	4
DSP Ultra Short Fund - Gr	6.32	6.37	6.75	6.43	3	3	3	3
HDFC Ultra Short Term Fund - Gr	6.65	6.79	7.24	6.87	1	2	1	2
HSBC Ultra Short Duration Fund - Gr	6.82	6.88	7.26	6.94	1	1	1	1
ICICI Prudential Ultra Short Term Fund - Gr	6.60	6.71	7.21	6.85	1	2	2	2
Invesco India Ultra Short Term Fund - Gr	6.47	6.63	7.00	6.55	3	2	3	3
ITI Ultra Short Duration Fund - Gr	6.23	6.18	6.49	6.09	3	4	4	4
Kotak Savings Fund - Gr	6.64	6.81	7.16	6.79	1	2	2	2
LIC MF Ultra Short Duration Fund - Gr	5.99	5.83	6.02	5.96	4	4	4	4
Mahindra Manulife Ultra Short Duration Fund - Gr	6.71	6.82	7.17	6.82	1	2	2	2
Mirae Asset Ultra Short Duration Fund - Gr	6.96	6.99	7.38	7.01	1	1	1	1
Motilal Oswal Ultra Short Term Fund - Gr	6.19	5.93	6.09	5.66	4	4	4	4
Nippon India Ultra Short Duration Fund - Gr	6.65	6.62	7.03	6.63	1	3	2	2
PGIM India Ultra Short Duration Fund - Gr	6.41	6.41	6.75	6.45	3	3	3	3
SBI Magnum Ultra Short Duration Fund - Gr	6.87	6.84	7.23	6.89	1	1	2	1
Sundaram Ultra Short Duration Fund - Gr	5.94	5.98	6.39	6.01	4	4	4	4
Tata Ultra Short Term Fund - Gr	6.39	6.35	6.75	6.36	3	3	3	3
UTI Ultra Short Term Fund - Gr	6.59	6.68	7.03	6.64	1	2	2	2
WhiteOak Capital Ultra Short Term Fund - Gr	6.35	6.26	6.57	6.30	3	3	4	4
Average of Ultra Short Duration Fund	6.49	6.54	6.91	6.57				
Universe	24	24	24	24				

Low Duration Fund

Scheme Name	Annualized Returns				Quartile			
	1 M	3 M	6 M	1 Yr	1 M	3 M	6 M	1 Yr
Aditya Birla Sun Life Low Duration Fund - Gr	6.15	6.52	7.19	6.67	4	3	3	3
Axis Treasury Advantage Fund - Gr	6.54	6.75	7.44	6.97	1	2	2	1
Bandhan Low Duration Fund - Regular Plan - Gr	6.07	6.51	7.20	6.92	4	3	3	2
Baroda BNP Paribas Low Duration Fund - Gr	6.62	6.69	7.05	6.62	1	2	4	4
Canara Robeco Savings Fund - Regular Plan - Gr	6.53	6.97	7.60	6.96	1	1	1	2
DSP Low Duration Fund - Regular Plan - Growth	6.35	6.58	7.37	6.87	3	3	2	2

Low Duration Fund

Scheme Name	Annualized Returns				Quartile			
	1 M	3 M	6 M	1 Yr	1 M	3 M	6 M	1 Yr
HDFC Low Duration Fund - Gr	7.16	7.49	7.89	7.04	1	1	1	1
HSBC Low Duration Fund - Gr	6.91	7.51	7.75	7.01	1	1	1	1
ICICI Prudential Savings Fund - Gr	8.08	8.36	8.51	7.64	1	1	1	1
Invesco India Treasury Advantage Fund - Gr	6.42	6.73	7.38	6.80	1	2	2	2
JM Low Duration Fund - Gr	6.29	6.45	6.89	6.44	4	4	4	4
Kotak Low Duration Fund Standard Gr	6.39	6.72	7.17	6.73	3	2	3	3
LIC MF Low Duration Fund - Gr	5.96	6.17	6.80	6.45	4	4	4	4
Mahindra Manulife Low Duration Fund - Gr	6.64	6.86	7.19	6.65	1	1	3	3
Mirae Asset Savings Fund - Regular Savings Plan - Gr	6.39	6.51	6.96	6.50	3	3	4	4
Nippon India Low Duration Fund - Gr	6.42	6.55	7.21	6.71	1	3	2	3
PGIM India Low Duration Fund - Gr	5.73	6.04	6.59	6.30	4	4	4	4
SBI Magnum Low Duration Fund - Gr	6.42	6.46	7.07	6.74	1	4	3	2
Sundaram Low Duration Fund - Gr	5.96	6.13	6.63	6.43	4	4	4	4
Tata Treasury Advantage Fund - Regular Plan - Gr	6.36	6.63	7.24	6.73	3	3	2	3
UTI Treasury Advantage Fund - Regular Plan - Gr	6.68	6.83	7.49	7.05	1	2	1	1
Average of Low Duration Fund	6.48	6.74	7.27	6.77				
Universe	21	21	21	21				

Money Market Fund

Scheme Name	Annualized Returns				Quartile			
	1 M	3 M	6 M	1 Yr	1 M	3 M	6 M	1 Yr
Aditya Birla Sun Life Money Manager Fund - Gr	7.15	7.20	7.71	7.39	1	1	1	1
Axis Money Market Fund - Gr	6.99	7.07	7.65	7.27	1	2	1	2
Bandhan Money Manager Fund - Regular Plan - Gr	6.41	6.47	7.03	6.59	4	4	4	4
Baroda BNP Paribas Money Market Fund - Gr	6.75	6.67	7.20	6.77	3	4	3	4
DSP Savings Fund - Gr	6.79	6.81	7.45	7.11	3	2	2	2
Edelweiss Money Market Fund - Gr	6.31	6.36	6.76	6.27	4	4	4	4
Franklin India Money Market Fund - Gr	7.02	7.05	7.59	7.15	1	2	2	2
HDFC Money Market Fund - Gr	7.00	7.06	7.58	7.23	1	2	2	2
HSBC Money Market Fund - Gr	6.80	6.69	7.29	6.81	3	3	3	4
ICICI Prudential Money Market Fund - Gr	7.11	7.16	7.76	7.32	1	1	1	1
Invesco India Money Market Fund - Gr	6.74	6.68	7.30	6.96	3	3	3	3
Kotak Money Market Fund - Gr	7.06	7.11	7.60	7.25	1	2	2	2
LIC MF Money Market Fund - Gr	6.39	6.41	6.52	N.A.	4	4	4	-
Mirae Asset Money Market Fund - Gr	6.85	6.71	7.07	6.54	1	2	4	4
Nippon India Money Market Fund - Gr	7.22	7.17	7.63	7.32	1	1	2	1
PGIM India Money Market Fund - Gr	6.68	6.70	7.38	7.04	4	3	2	3
SBI Savings Fund - Gr	6.69	6.69	7.19	6.84	4	3	3	3
Sundaram Money Market Fund - Gr	6.96	6.71	7.38	6.86	1	2	2	3
Tata Money Market Fund Regular Plan - Gr	7.19	7.17	7.67	7.31	1	1	1	1
TRUSTMF Money Market Fund - Gr	6.75	6.65	7.18	7.00	3	4	4	3
Union Money Market Fund - Gr	6.27	6.12	6.59	6.23	4	4	4	4
UTI Money Market Fund - Instit. Gr	7.32	7.28	7.76	7.38	1	1	1	1
Average of Money Market Fund	6.84	6.82	7.33	6.98				
Universe	22	22	22	21				

Short Duration Fund

Scheme Name	Annualized Returns				Quartile			
	3 M	6 M	1 Yr	2 Yr	3 M	6 M	1 Yr	2 Yr
Aditya Birla Sun Life Short Term Fund - Gr	5.73	7.13	6.74	4.96	1	2	2	1
Axis Short Term Fund - Gr	5.18	6.93	6.67	4.65	3	2	2	2
Bandhan Bond Fund - Short Term Plan - Regular Plan - Gr	4.65	6.38	6.75	4.19	4	3	2	3
Bank of India Short Term Income Fund - Regular Plan - Gr	4.25	5.61	13.35	15.37	4	4	1	1
Baroda BNP Paribas Short Duration Fund - Gr	6.04	7.43	6.97	4.46	1	1	1	2
Canara Robeco Short Duration Fund - Gr	5.27	6.50	6.25	4.02	2	3	4	4
DSP Short Term Fund - Gr	5.32	7.13	6.61	4.22	2	2	3	3
Groww Short Duration Fund - Gr	3.80	4.15	5.22	3.03	4	4	4	4
HDFC Short Term Debt Fund - Gr	6.22	7.67	7.16	4.79	1	1	1	1
HSBC Short Duration Fund-Gr	5.26	6.51	6.36	4.01	3	3	3	4
ICICI Prudential Short Term Fund - Gr	6.81	7.94	7.40	5.44	1	1	1	1

Short Duration Fund

Scheme Name	Annualized Returns				Quartile			
	3 M	6 M	1 Yr	2 Yr	3 M	6 M	1 Yr	2 Yr
Invesco India Short Term Fund - Gr	4.65	6.16	6.00	3.76	4	4	4	4
JM Short Duration Fund - Gr	4.62	6.13	5.86	N.A.	4	4	4	-
Kotak Bond Short Term Fund - Gr	5.81	7.17	6.59	4.16	1	1	3	3
LIC MF Short Duration Fund - Gr	4.71	6.16	5.93	3.41	4	4	4	4
Mahindra Manulife Short Duration Fund - Gr	5.13	6.54	6.35	4.06	3	3	3	4
Mirae Asset Short Term Fund - Gr	5.38	6.75	6.37	4.20	2	3	3	3
Nippon India Short Term Fund Gr	5.49	7.24	6.74	4.44	2	1	2	2
PGIM India Short Duration Fund - Gr	4.79	6.33	6.08	4.08	3	4	4	3
SBI Short Term Debt Fund - Gr	5.95	7.13	6.87	4.55	1	2	1	2
Sundaram Short Duration Fund - Gr	5.25	6.99	6.78	4.71	3	2	2	2
TATA Short Term Bond Fund Regular Plan - Gr	4.77	6.49	6.61	4.18	3	3	3	3
Trust MF Short Term Fund - Gr	5.54	6.86	6.63	4.34	2	2	2	2
UTI Short Term Income Fund - Instit. Gr	5.68	7.27	6.80	4.91	2	1	1	1
Average of Short Duration Fund	5.26	6.69	6.80	4.78				
Universe	24	24	24	23				

Medium Duration Fund

Scheme Name	Annualized Returns				Quartile			
	6 M	1 Yr	2 Yr	3 Yr	6 M	1 Yr	2 Yr	3 Yr
Aditya Birla Sun Life Medium Term Plan - Gr	7.22	7.18	15.03	12.82	3	1	1	1
Axis Strategic Bond Fund - Gr	7.28	7.06	5.03	5.83	3	2	1	2
Bandhan Bond Fund - Medium Term Plan - Regular Plan - Gr	5.32	6.32	3.06	3.63	4	4	4	4
Baroda BNP Paribas Medium Duration Fund - Gr	7.83	7.32	4.36	4.40	1	1	2	4
DSP Bond Fund - Gr	7.59	7.09	4.30	4.65	2	2	3	3
HDFC Medium Term Debt Fund - Gr	7.47	7.00	4.37	5.49	2	3	2	2
HSBC Medium Duration Fund - Gr	7.31	7.18	4.32	5.51	2	1	2	2
ICICI Prudential Medium Term Bond Fund - Gr	7.35	7.01	5.08	5.94	2	3	1	1
Invesco India Medium Duration Fund - Gr	6.05	6.28	3.29	N.A.	4	4	4	-
Kotak Medium Term Fund - Gr	6.44	5.70	3.96	5.19	4	4	3	3
Nippon India Strategic Debt Fund - Gr	9.07	7.18	3.96	9.21	1	1	3	1
SBI Magnum Medium Duration Fund - Regular Plan - Gr	7.84	7.50	4.83	5.42	1	1	2	3
Sundaram Medium Term Bond Fund Regular - Gr	4.92	5.26	2.22	2.65	4	4	4	4
Union Medium Duration Fund - Gr	6.52	6.70	3.38	4.01	3	3	4	4
UTI Medium Term Fund - Regular Plan - Gr	7.01	6.57	3.94	5.27	3	3	3	3
Average of Medium Duration Fund	7.01	6.76	4.74	5.72				
Universe	15	15	15	14				

Medium to Long Duration Fund

Scheme Name	Annualized Returns				Quartile			
	6 M	1 Yr	2 Yr	3 Yr	6 M	1 Yr	2 Yr	3 Yr
Aditya Birla Sun Life Income Fund - Gr	6.33	6.71	3.88	4.88	3	2	2	2
Bandhan Bond Fund - Income Plan - Regular Plan - Gr	4.98	5.97	2.57	3.12	4	3	4	4
Canara Robeco Income Fund - Gr	4.93	5.62	2.77	3.38	4	4	3	3
HDFC Income Fund Gr	5.82	5.94	2.72	3.35	3	4	4	4
HSBC Medium to Long Duration Fund - Gr	5.02	5.75	2.29	3.00	4	4	4	4
ICICI Prudential Bond Fund - Gr	8.10	7.35	4.45	4.76	1	1	1	2
JM Medium to Long Duration Fund - Gr	6.00	6.46	2.80	2.99	3	3	3	4
Kotak Bond Regular Plan - Gr	6.49	6.44	3.38	4.25	2	3	3	2
LIC MF Medium to Long Duration Bond Fund - Gr	8.08	7.16	4.22	3.93	1	1	2	3
Nippon India Income Fund - Retail Gr	6.61	6.97	3.97	4.11	2	2	2	3
SBI Magnum Income Fund Gr	7.65	7.41	4.43	5.07	1	1	1	1
UTI Bond Fund - Gr	6.70	6.75	7.65	8.83	2	2	1	1
Avg of Medium to Long Duration Fund	6.39	6.54	3.76	4.31				
Universe	12	12	12	12				

Dynamic Bond Fund

Scheme Name	Annualized Returns				Quartile			
	6 M	1 Yr	2 Yr	3 Yr	6 M	1 Yr	2 Yr	3 Yr
360 ONE Dynamic Bond Fund - Gr	7.75	6.46	4.81	5.71	1	2	2	1
Aditya Birla Sun Life Dynamic Bond Fund - Retail - Gr	6.91	6.76	5.90	6.14	2	2	1	1
Axis Dynamic Bond Fund - Gr	7.85	7.40	3.90	4.74	1	1	3	2
Bandhan Dynamic Bond Fund - Regular Gr	5.01	6.38	2.97	3.53	4	3	4	4
Baroda BNP Paribas Dynamic Bond Fund - Gr	6.96	7.08	4.45	4.12	2	2	2	3
Canara Robeco Dynamic Bond Fund - Regular - Gr	4.79	5.88	3.40	3.32	4	4	4	4
DSP Strategic Bond Fund - Instit. Plan - Gr	10.23	7.68	4.13	4.44	1	1	2	3
Groww Dynamic Bond Fund - Gr	3.69	5.28	3.47	4.57	4	4	3	2
HDFC Dynamic Debt Fund - Gr	6.81	6.48	3.38	5.52	2	2	4	1
HSBC Dynamic Bond Fund - Gr	6.18	5.85	3.69	3.75	3	4	3	4
ICICI Prudential All Seasons Bond Fund - Gr	7.81	7.40	5.31	5.81	1	1	1	1
ITI Dynamic Bond Fund - Gr	5.58	5.56	4.07	N.A.	4	4	2	-
JM Dynamic Bond Fund - Gr	5.95	6.11	4.47	4.43	3	3	2	3
Kotak Dynamic Bond Fund Regular Plan - Gr	7.13	6.26	3.74	4.53	2	3	3	3
Mahindra Manulife Dynamic Bond Fund - Gr	5.95	5.98	2.61	3.01	3	4	4	4
Mirae Asset Dynamic Bond Fund - Gr	6.22	6.39	3.07	3.23	3	3	4	4
Nippon India Dynamic Bond Fund - Gr Plan - Gr	8.59	7.32	4.11	4.80	1	2	2	2
PGIM India Dynamic Bond Fund - Gr	6.22	5.44	3.44	3.82	3	4	3	3
Quantum Dynamic Bond Fund - Regular plan - Gr	7.37	7.62	5.00	5.04	2	1	1	2
SBI Dynamic Bond Fund - Gr	7.49	7.37	4.93	4.79	2	1	1	2
Union Dynamic Bond Fund - Gr	5.79	6.48	2.53	3.27	4	2	4	4
UTI Dynamic Bond Fund - Gr	6.58	6.14	7.64	9.21	3	3	1	1
Average of Dynamic Bond Fund	6.68	6.51	4.14	4.66				
Universe	22	22	22	21				

Corporate Bond Fund

Scheme Name	Annualized Returns				Quartile			
	6 M	1 Yr	2 Yr	3 Yr	6 M	1 Yr	2 Yr	3 Yr
Aditya Birla Sun Life Corporate Bond Fund - Gr	7.74	7.41	5.12	5.49	1	1	1	1
Axis Corporate Debt Fund - Gr	7.29	6.84	4.72	5.04	2	2	2	2
Bandhan Corporate Bond Fund - Gr	7.35	6.77	4.17	4.86	2	3	3	3
Baroda BNP Paribas Corporate Bond Fund - Gr	7.76	7.01	3.72	3.91	1	2	4	4
Canara Robeco Corporate Bond Fund - Gr	6.40	6.10	3.96	4.23	4	4	4	4
DSP Corporate Bond Fund - Gr	7.27	6.97	3.85	3.99	3	2	4	4
Franklin India Corporate Debt Fund - Gr	6.78	6.54	4.37	4.91	4	4	2	2
HDFC Corporate Bond Fund - Gr	8.43	7.45	4.79	5.29	1	1	1	1
HSBC Corporate Bond Fund - Gr	7.22	7.10	3.84	4.67	3	1	4	3
ICICI Prudential Corporate Bond Fund - Gr	8.50	7.63	5.51	5.67	1	1	1	1
Invesco India Corporate Bond Fund - Gr	7.08	6.72	4.21	4.47	3	3	3	4
Kotak Corporate Bond Fund - Gr	7.50	6.88	4.72	5.01	2	2	2	2
Mirae Asset Corporate Bond Fund - Gr	6.90	6.64	4.08	N.A.	4	3	3	-
Nippon India Corporate Bond - Gr	7.85	7.42	5.30	5.67	1	1	1	1
PGIM India Corporate Bond Fund - Gr	6.96	6.29	4.22	4.80	4	4	3	3
SBI Corporate Bond Fund - Gr	7.35	6.79	4.44	4.62	2	3	2	3
Sundaram Corporate Bond Fund - Regular Gr	5.88	6.11	4.37	4.74	4	4	2	3
Tata Corporate Bond Fund - Gr	7.28	6.99	N.A.	N.A.	2	2	-	-
TRUSTMF Corporate Bond Fund - Gr	7.08	N.A.	N.A.	N.A.	3	-	-	-
Union Corporate Bond Fund - Gr	6.70	6.41	3.84	4.34	4	4	4	4
UTI Corporate Bond Fund - Gr	7.26	6.84	4.60	4.89	3	2	2	2
Average of Corporate Bond Fund	7.27	6.85	4.41	4.81				
Universe	21	20	19	18				

Credit Risk Fund

Scheme Name	Annualized Returns				Quartile			
	6 M	1 Yr	2 Yr	3 Yr	6 M	1 Yr	2 Yr	3 Yr
Aditya Birla Sun Life Credit Risk Fund - Regular Gr	7.42	7.05	6.69	7.27	2	2	2	2
Axis Credit Risk Fund - Gr	7.16	6.99	5.13	5.91	3	2	4	3
Bandhan Credit Risk Fund - Gr	5.61	5.83	3.91	4.64	4	4	4	4
Bank of India Credit Risk Fund - Gr	6.22	5.63	59.44	41.13	4	4	1	1
Baroda BNP Paribas Credit Risk Fund - Gr	7.87	7.16	7.75	10.61	1	2	1	1
DSP Credit Risk Fund - Gr	7.31	7.27	7.59	6.26	2	2	1	3
HDFC Credit Risk Debt Fund - Gr	7.28	6.73	4.84	6.57	2	3	4	2
HSBC Credit Risk Fund - Gr	7.07	6.65	5.3	5.41	3	4	3	4

Credit Risk Fund

Scheme Name	Annualized Returns				Quartile			
	6 M	1 Yr	2 Yr	3 Yr	6 M	1 Yr	2 Yr	3 Yr
ICICI Prudential Credit Risk Fund - Gr	7.34	6.93	5.77	6.43	2	3	2	3
Invesco India Credit Risk Fund - Gr	6.02	9.79	5.46	4.93	4	1	3	4
Kotak Credit Risk Fund - Gr	6.68	5.58	2.94	4.12	4	4	4	4
Nippon India Credit Risk Fund - Gr	9.31	7.87	5.67	8.82	1	1	2	2
SBI Credit Risk Fund - Regular Plan - Gr	10.28	8.3	5.83	6.3	1	1	2	3
UTI Credit Risk Fund - Gr	7.16	6.92	5.33	10.65	3	3	3	1
Average of Credit Risk Fund	7.34	7.05	9.40	9.22				
Universe	14	14	14	14				

Banking and PSU Fund

Scheme Name	Annualized Returns				Quartile			
	3 M	6 M	1 Yr	2 Yr	3 M	6 M	1 Yr	2 Yr
Aditya Birla Sun Life Banking & PSU Debt Fund - Gr	5.84	7.21	6.80	4.73	2	2	2	1
Axis Banking & PSU Debt Fund - Gr	5.83	6.97	6.59	4.70	2	3	3	1
Bandhan Banking & PSU Debt Fund - Regular Plan - Gr	5.60	6.92	6.63	4.68	2	3	3	2
Baroda BNP Paribas Banking & PSU Bond Fund - Gr	4.82	6.69	6.23	3.53	4	4	4	4
Canara Robeco Banking and PSU Debt Fund - Gr	5.50	6.78	6.45	N.A.	3	4	4	-
DSP Banking & PSU Debt Fund - Gr	5.45	7.09	6.72	4.45	3	2	2	2
Edelweiss Banking And PSU Debt Fund - Gr	4.06	7.05	7.17	4.07	4	2	1	4
Franklin India Banking & PSU Debt Fund - Gr	6.05	7.18	6.87	4.56	1	2	1	2
HDFC Banking and PSU Debt Fund - Gr	6.21	7.50	6.79	4.59	1	1	2	2
HSBC Banking and PSU Debt Fund - Gr	5.31	6.74	6.63	3.43	3	4	3	4
ICICI Prudential Banking & PSU Debt Fund - Gr	7.50	8.16	7.29	5.33	1	1	1	1
Invesco India Banking & PSU Debt Fund - Gr	5.12	6.51	6.49	3.01	4	4	4	4
ITI Banking & PSU Debt Fund - Gr	5.81	6.34	6.29	4.75	2	4	4	1
Kotak Banking & PSU Debt Fund - Gr	5.87	7.24	6.82	4.70	1	1	2	1
LIC MF Banking & PSU Debt Fund - Gr	5.24	6.87	6.49	4.25	4	3	4	3
Mirae Asset Banking and PSU Debt Fund - Gr	5.26	6.86	6.48	4.10	4	3	4	4
Nippon India Banking And PSU Debt Fund - Gr	5.41	7.28	6.83	4.48	3	1	1	2
PGIM India Banking and PSU Debt Fund - Gr	5.55	6.89	6.60	4.33	3	3	3	3
SBI Banking and PSU Fund - Gr	5.76	7.04	6.66	4.18	2	2	2	3
Sundaram Banking & PSU Debt Fund - Regular - Gr	5.72	7.21	6.80	4.33	2	2	2	3
Tata Banking & Psu Debt Fund - Gr	5.57	6.73	6.59	4.34	3	4	3	3
TRUST MF Banking & PSU Debt Fund - Gr	6.51	7.44	6.63	3.87	1	1	3	4
UTI Banking & PSU Debt Fund - Gr	4.92	6.94	6.91	7.94	4	3	1	1
Average of Banking and PSU Fund	5.60	7.03	6.69	4.47				
Universe	23	23	23	22				

Floater Fund

Scheme Name	Annualized Returns				Quartile			
	3 M	6 M	1 Yr	2 Yr	3 M	6 M	1 Yr	2 Yr
Aditya Birla Sun Life Floating Rate Fund - Gr	7.76	8.12	7.48	5.61	3	3	2	1
Axis Floater Fund - Gr	5.64	6.83	7.14	5.10	4	4	3	3
Bandhan Floating Rate Fund - Gr	6.26	7.03	6.69	4.76	4	4	4	4
Baroda BNP Paribas Floater Fund - Gr	8.58	N.A.	N.A.	N.A.	2	-	-	-
DSP Floater Fund - Gr	8.31	8.79	7.78	4.85	2	1	1	3
Franklin India Floating Rate Fund - Gr	8.71	8.43	7.54	5.19	2	2	2	2
HDFC Floating Rate Debt Fund - Gr	8.80	8.78	7.68	5.61	1	2	2	1
ICICI Prudential Floating Interest Fund - Gr	10.02	9.35	7.82	5.28	1	1	1	2
Kotak Floating Rate Fund - Gr	7.94	8.10	7.22	4.83	3	3	3	4
Nippon India Floating Rate Fund - Gr	7.15	8.30	7.31	5.00	4	2	3	3
SBI Floating Rate DEBT Fund Regular Plan - Gr	9.94	9.04	7.79	5.41	1	1	1	1
Tata Floating Rate Fund - Gr	7.28	7.54	6.84	5.28	3	3	4	2
UTI Floater Fund - Gr	6.33	7.30	6.71	4.67	4	4	4	4
Average of Floater Fund	7.90	8.13	7.33	5.13				
Universe	13	12	12	12				

Gilt Fund

Scheme Name	Annualized Returns				Quartile			
	6 M	1 Yr	2 Yr	3 Yr	6 M	1 Yr	2 Yr	3 Yr
Aditya Birla Sun Life Government Securities Fund - Gr	6.33	6.99	3.61	4.41	3	1	2	2
Axis Gilt Fund - Gr	6.48	5.87	3.54	4.31	3	4	3	2
Bandhan GSF - Investment Plan - Regular Plan - Gr	5.39	6.76	3.31	3.87	4	2	4	3
Baroda BNP Paribas Gilt Fund - Gr	7.99	7.47	3.59	3.94	1	1	2	3
Canara Robeco Gilt Fund - Gr	5.35	6.56	3.65	3.77	4	3	2	4
DSP Government Securities Fund - Gr	7.01	6.84	4.10	4.64	1	2	1	1
Edelweiss Government Securities Fund - Gr	5.41	5.92	3.49	4.93	4	4	3	1
Franklin India Government Securities Fund - Gr	4.94	5.60	3.32	3.50	4	4	4	4
HDFC Gilt Fund - Gr	6.80	7.09	3.58	4.01	2	1	3	2
HSBC Gilt Fund - Gr	4.10	5.00	2.77	3.12	4	4	4	4
ICICI Prudential Gilt Fund - Regular Gr	9.21	7.97	5.09	5.63	1	1	1	1
Invesco India Gilt Fund - Gr	5.90	5.99	3.49	3.29	3	3	3	4
Kotak Gilt Investment - Gr	6.92	6.91	3.70	4.58	2	2	2	2
LIC MF Gilt Fund - Gr	6.68	5.99	3.38	3.67	2	3	4	4
Nippon India Gilt Securities Fund - Gr	6.27	6.48	3.46	3.80	3	3	3	3
PGIM India Gilt Fund - Gr	6.58	6.10	3.42	3.89	3	3	4	3
Quant Gilt Fund - Gr	6.60	N.A.	N.A.	N.A.	2	-	-	-
SBI Magnum Gilt Fund - Gr	7.65	7.61	5.10	5.33	1	1	1	1
TATA Gilt Securities Fund Regular Plan - Gr	7.39	6.65	4.05	3.84	1	2	1	3
Union Gilt Fund - Gr	5.76	6.53	N.A.	N.A.	4	3	-	-
UTI Gilt Fund - Gr	6.94	6.85	4.03	4.28	2	2	2	2
Average of Gilt Fund	6.46	6.56	3.72	4.15				
Universe	21	20	19	19				

Gilt Fund with 10 yr constant duration

Scheme Name	Annualized Returns				Quartile			
	6 M	1 Yr	2 Yr	3 Yr	6 M	1 Yr	2 Yr	3 Yr
Bandhan Government Securities Fund - Constant Maturity Plan - Regular Plan - Gr	6.88	7.10	2.88	3.72	4	4	3	4
DSP 10Y G-Sec Fund - Gr	7.57	7.66	2.71	2.94	1	1	4	4
ICICI Prudential Constant Maturity Gilt Fund - Gr	7.46	7.53	3.41	4.21	2	2	2	2
SBI Magnum Constant Maturity Fund - Gr	6.96	7.37	3.46	4.05	3	3	1	3
UTI Gilt Fund With 10 Year Constant Duration - Gr	6.94	7.23	N.A.	N.A.	4	4	-	-
Avg of Gilt Fund 10 yr constant duration	7.16	7.38	3.12	3.73				
Universe	5	5	4	4				

Solution Oriented Fund

Scheme Name	Annualized Returns				Quartile			
	6 M	1 Yr	3 Yr	5 Yr	6 M	1 Yr	3 Yr	5 Yr
Aditya Birla Sun Life Retirement Fund - The 30s Plan - Gr	19.32	16.92	13.75	N.A.	2	2	2	-
Aditya Birla Sun Life Retirement Fund - The 40s Plan - Gr	17.03	15.11	11.84	N.A.	2	2	3	-
Aditya Birla Sun Life Retirement Fund - The 50s Plan - Gr	7.35	9.63	3.9	N.A.	4	4	4	-
Aditya Birla Sun Life Retirement Fund - The 50s Plus - Debt Plan - Gr	2.44	5.3	2.85	N.A.	4	4	4	-
Axis Retirement Savings Fund - Aggressive Plan - Gr	15.04	9.37	12.27	N.A.	3	4	3	-
Axis Retirement Savings Fund - Conservative Plan - Gr	9.6	8.29	8.36	N.A.	3	4	4	-
Axis Retirement Savings Fund - Dynamic Plan - Gr	14.09	7.74	13.5	N.A.	3	4	3	-
Franklin India Pension Plan Gr	9.45	11.71	10.38	8.13	4	3	3	3
HDFC Retirement Savings Fund - Equity - Gr	21.74	28.09	30.64	18.6	2	1	1	1
HDFC Retirement Savings Fund - Hybrid Debt - Gr	7.09	10.52	8.83	8.11	4	3	3	4
HDFC Retirement Savings Fund - Hybrid Equity - Gr	17.05	22.38	21.25	14.35	2	1	1	1
ICICI Prudential Retirement Fund - Hybrid Aggressive Plan - Gr	22.82	20.16	20.74	N.A.	1	2	2	-
ICICI Prudential Retirement Fund - Hybrid Conservative Plan - Gr	10.9	11.42	8.25	N.A.	3	3	4	-
ICICI Prudential Retirement Fund - Pure Equity Plan - Gr	26.74	23.53	30.39	N.A.	1	1	1	-
Nippon India Retirement Fund - Income Generation Scheme - Gr	6.85	10.03	6.78	7.76	4	3	4	4
Nippon India Retirement Fund - Wealth Creation Scheme - Gr	25.57	23.68	24.46	10.6	1	1	1	3
Tata Retirement Savings Fund - Conservative Plan - Gr	8.47	9.15	7.1	7.63	4	4	4	4
Tata Retirement Savings Fund - Moderate Plan - Gr	20.03	16.88	15.5	11.98	2	2	2	2
Tata Retirement Savings Fund - Progressive Plan - Gr	22.78	18.01	16.49	12.76	1	2	2	2
Union Retirement Fund - Gr	24.18	22.23	N.A.	N.A.	1	1	-	-
UTI Retirement Benefit Pension Fund - Gr	11.28	14.44	14.97	9.19	3	3	2	3
Average Return	15.23	14.98	14.11	10.91				
Universe	21	21	20	10				

Equity Funds

Scheme Name	3 Years				
	Std. Deviation	Sharpe Ratio	Beta	Treynor Ratio	Alpha
360 ONE Focused Equity Fund - Gr	13.13	0.37	0.93	1.51	0.09
Aditya Birla Sun Life Dividend Yield Fund - Gr	13.51	0.38	0.90	1.64	0.20
Aditya Birla Sun Life Equity Advantage Fund - Gr	15.21	0.23	1.10	0.92	-0.54
Aditya Birla Sun Life Flexi Cap Fund - Gr	13.86	0.30	1.00	1.18	-0.23
Aditya Birla Sun Life Focused Equity Fund - Gr	13.23	0.28	0.93	1.17	-0.23
Aditya Birla Sun Life Frontline Equity Fund - Gr	13.23	0.32	0.95	1.27	-0.13
Aditya Birla Sun Life Midcap Fund - Gr	14.51	0.39	1.02	1.61	0.20
Aditya Birla Sun Life Pure Value Fund - Gr	16.80	0.34	1.15	1.43	0.02
Aditya Birla Sun Life Small Cap Fund - Gr	17.01	0.36	1.14	1.54	0.14
Aditya Birla Sun Life Tax Relief 96 Fund - Gr	12.68	0.13	0.91	0.53	-0.80
Axis Bluechip Fund - Gr	14.27	0.16	0.97	0.68	-0.71
Axis Flexi Cap Fund - Gr	14.96	0.19	1.04	0.79	-0.65
Axis Focused 25 Fund - Gr	17.22	0.11	1.18	0.48	-1.10
Axis Growth Opportunities Fund - Gr	16.14	0.28	1.10	1.19	-0.25
Axis Long Term Equity Fund - Gr	17.56	0.15	1.20	0.64	-0.93
Axis MidCap Fund - Gr	14.17	0.30	0.99	1.24	-0.17
Axis Small Cap Fund - Gr	12.78	0.51	0.85	2.19	0.66
Bandhan Core Equity Fund - Regular Plan - Gr	13.06	0.40	0.95	1.58	0.16
Bandhan Emerging Businesses Fund - Gr	16.32	0.39	1.04	1.74	0.34
Bandhan Flexi Cap Fund - Regular Gr	12.92	0.30	0.92	1.20	-0.20
Bandhan Focused Equity Fund - Regular Gr	12.26	0.19	0.84	0.80	-0.51
Bandhan Large Cap Fund - Regular Gr	12.40	0.24	0.85	1.02	-0.33
Bandhan Sterling Value Fund - Regular Gr	15.31	0.48	1.05	2.00	0.62
Bandhan Tax Advantage (ELSS) Fund - Regular Gr	14.83	0.41	1.05	1.67	0.27
Bank of India Flexi Cap Fund - Gr	14.55	0.37	1.02	1.53	0.12
Bank of India Large & Mid Cap Equity Fund - Reg Gr	13.30	0.32	0.94	1.32	-0.09
Bank of India Small Cap Fund - Gr	15.80	0.46	1.01	2.06	0.65
Bank of India Tax Advantage Fund - Regular Gr	13.99	0.35	0.97	1.46	0.04
Baroda BNP Paribas ELSS Fund - Gr	12.19	0.25	0.87	1.02	-0.34
Baroda BNP Paribas Focused Fund - Gr	12.89	0.30	0.91	1.22	-0.17
Baroda BNP Paribas Large & Mid Cap Fund - Gr	13.99	0.32	0.99	1.32	-0.10
Baroda BNP Paribas Large Cap Fund - Gr	12.26	0.29	0.85	1.22	-0.16
Baroda BNP Paribas Mid Cap Fund - Gr	14.27	0.39	0.97	1.64	0.22
Baroda BNP Paribas Multi Cap Fund - Gr Plan	15.07	0.35	1.08	1.43	0.02
Canara Robeco Bluechip Equity Fund - Gr	12.51	0.27	0.88	1.11	-0.26
Canara Robeco Emerging Equities Fund - Gr	13.37	0.30	0.98	1.20	-0.20
Canara Robeco Equity Tax Saver Fund - Gr	12.96	0.30	0.93	1.22	-0.18
Canara Robeco Flexi Cap Fund - Gr	12.75	0.28	0.92	1.11	-0.28
Canara Robeco Small Cap Fund - Gr	15.38	0.48	1.02	2.09	0.69
DSP Equity Opportunities Fund - Gr	13.61	0.35	0.98	1.41	0.00
DSP Flexi Cap Fund - Reg. Plan - Gr	14.72	0.31	1.06	1.23	-0.19
DSP Focus Fund - Gr	13.65	0.24	0.92	1.01	-0.37
DSP Midcap Fund - Reg Gr	13.96	0.25	0.96	1.05	-0.35
DSP Small Cap Fund - Gr	15.69	0.44	1.01	1.97	0.56
DSP Tax Saver Fund - Gr	13.48	0.38	0.98	1.49	0.08
DSP Top 100 Equity Fund Gr	12.78	0.26	0.88	1.09	-0.29
Edelweiss Flexi Cap Fund - Gr	13.79	0.32	1.00	1.28	-0.14
Edelweiss Large & Mid Cap Fund - Regular Gr	13.89	0.33	1.01	1.32	-0.10
Edelweiss Large Cap Fund - Gr	12.68	0.30	0.89	1.23	-0.16
Edelweiss Long Term Equity Fund (Tax Savings) - Gr	13.09	0.30	0.95	1.19	-0.22
Edelweiss Mid Cap Fund - Regular Gr	15.42	0.40	1.08	1.64	0.24
Edelweiss Small Cap Fund - Gr	15.90	0.47	1.09	1.98	0.61
Franklin India Bluechip Fund Gr	14.45	0.29	0.99	1.23	-0.18
Franklin India Equity Advantage Fund - Gr	14.83	0.32	1.04	1.32	-0.10
Franklin India Flexi Cap Fund - Gr	14.24	0.41	1.00	1.69	0.28
Franklin India Focused Equity Fund - Gr	15.73	0.41	1.08	1.71	0.32
Franklin India Prima Fund Gr	15.42	0.33	1.09	1.35	-0.07
Franklin India Smaller Companies Fund - Gr	15.66	0.50	1.05	2.16	0.79
Franklin India Taxshield Gr	14.65	0.38	1.04	1.57	0.16
Groww ELSS Tax Saver Fund - Gr	12.89	0.22	0.90	0.93	-0.44
Groww Large Cap Fund - Gr	13.72	0.21	0.94	0.90	-0.49
Groww Value Fund - Gr	13.89	0.28	0.97	1.16	-0.25
HDFC Capital Builder Value Fund - Gr	13.34	0.35	0.97	1.39	-0.03
HDFC Flexi Cap Fund - Gr	15.52	0.44	1.06	1.86	0.47

Equity Funds

Scheme Name	3 Years				
	Std. Deviation	Sharpe Ratio	Beta	Treynor Ratio	Alpha
HDFC Focused 30 Fund - Gr	14.03	0.47	0.95	2.00	0.56
HDFC Large and Mid Cap Fund - Gr	14.93	0.43	1.08	1.72	0.34
HDFC Mid Cap Opportunities Fund - Gr	14.83	0.47	1.04	1.92	0.52
HDFC Small Cap Fund - Gr	16.90	0.49	1.13	2.11	0.78
HDFC Taxsaver - Gr	12.09	0.45	0.87	1.81	0.35
HDFC Top 100 Fund - Gr	14.38	0.41	0.95	1.77	0.34
HSBC ELSS Fund - Gr	13.37	0.27	0.95	1.11	-0.29
HSBC Flexi Cap Fund - Gr	13.51	0.31	0.98	1.24	-0.17
HSBC Focused Fund - Gr	14.79	0.28	1.05	1.15	-0.28
HSBC Large and Mid Cap Fund - Gr	13.89	0.33	1.01	1.29	-0.12
HSBC Large Cap Fund - Gr	14.17	0.25	0.98	1.05	-0.36
HSBC Midcap Fund - Gr	12.61	0.34	0.88	1.39	-0.02
HSBC Small Cap Fund - Gr	15.90	0.53	1.03	2.35	0.97
HSBC Tax Saver Equity Fund - Gr	14.31	0.30	1.03	1.19	-0.23
HSBC Value Fund - Gr	13.61	0.42	0.98	1.69	0.27
ICICI Prudential Bluechip Fund - Gr	12.44	0.37	0.88	1.53	0.11
ICICI Prudential Dividend Yield Equity Fund - Gr	14.06	0.48	0.98	2.00	0.57
ICICI Prudential Focused Equity Fund - Retail Gr	13.34	0.37	0.95	1.51	0.09
ICICI Prudential Large & Mid Cap Fund - Gr	14.55	0.43	1.00	1.82	0.41
ICICI Prudential Long Term Equity Fund - Regular Gr	13.93	0.33	1.01	1.33	-0.09
ICICI Prudential MidCap Fund - Gr	14.90	0.37	1.05	1.49	0.08
ICICI Prudential Multicap Fund - Gr	14.24	0.40	1.03	1.59	0.18
ICICI Prudential Smallcap Fund - Gr	15.55	0.49	1.01	2.18	0.78
ICICI Prudential Value Discovery Fund Gr	11.36	0.54	0.76	2.31	0.68
Invesco India Contra Fund - Gr	13.16	0.33	0.96	1.31	-0.10
Invesco India Focused 20 Equity Fund - Gr	13.23	0.26	0.93	1.07	-0.32
Invesco India Growth Opportunities Fund - Gr	12.89	0.28	0.93	1.11	-0.28
Invesco India Largecap Fund - Gr	13.09	0.26	0.93	1.07	-0.32
Invesco India Midcap Fund - Gr	14.38	0.35	1.01	1.44	0.03
Invesco India Multicap Fund - Gr	14.17	0.34	1.02	1.36	-0.06
Invesco India Smallcap Fund - Gr	16.39	0.41	1.09	1.79	0.41
Invesco India Tax Plan - Gr	13.86	0.25	1.01	1.00	-0.42
ITI Long Term Equity Fund - Gr	13.13	0.25	0.90	1.05	-0.33
ITI Multi Cap Fund - Gr	13.79	0.28	0.92	1.23	-0.17
ITI Small Cap Fund - Gr	17.01	0.29	1.09	1.29	-0.14
JM Flexicap Fund - Gr	15.03	0.41	1.06	1.69	0.29
JM Focused Fund - Reg Gr	15.07	0.31	1.00	1.33	-0.08
JM Large Cap Fund - Gr	11.05	0.28	0.77	1.17	-0.19
JM Tax Gain Fund - Gr Option	15.10	0.33	1.07	1.34	-0.07
JM Value Fund - Gr Option	14.58	0.45	1.02	1.86	0.46
Kotak Bluechip Fund - Gr	12.61	0.29	0.90	1.19	-0.20
Kotak Emerging Equity Fund - Gr	14.38	0.42	0.99	1.77	0.36
Kotak Equity Opportunities Fund - Gr	12.37	0.38	0.90	1.53	0.10
Kotak Flexicap Fund - Gr	12.82	0.30	0.93	1.19	-0.21
Kotak Focused Equity Fund - Gr	12.68	0.30	0.92	1.19	-0.20
Kotak India EQ Contra Fund - Gr	13.23	0.36	0.96	1.45	0.04
Kotak Smallcap Fund - Gr	15.42	0.47	1.03	2.02	0.63
Kotak Tax Saver - Gr	11.99	0.38	0.87	1.54	0.11
LIC MF Dividend Yield Fund - Gr	11.95	0.31	0.84	1.28	-0.11
LIC MF ELSS Gr	13.30	0.28	0.92	1.15	-0.24
LIC MF Flexi Cap Fund - Gr	12.54	0.26	0.87	1.08	-0.29
LIC MF Focused 30 Equity Fund - Gr	13.48	0.26	0.93	1.10	-0.29
LIC MF Large & Mid Cap Fund - Gr	12.96	0.29	0.93	1.17	-0.23
LIC MF Large Cap Fund - Gr	13.82	0.21	0.95	0.89	-0.49
LIC MF Long Term Value Fund - Gr	13.58	0.31	0.97	1.25	-0.16
LIC MF Midcap Fund - Gr	15.90	0.28	1.12	1.13	-0.31
LIC MF Small Cap Fund - Gr	14.83	0.47	0.98	2.02	0.60
Mahindra Manulife ELSS Fund - Gr	13.86	0.37	1.01	1.46	0.04
Mahindra Manulife Large & Mid Cap Fund - Gr	14.24	0.38	1.03	1.53	0.12
Mahindra Manulife Large Cap Fund - Gr	12.99	0.31	0.92	1.28	-0.13
Mahindra Manulife Mid Cap Fund - Gr	15.66	0.41	1.09	1.71	0.32
Mahindra Manulife Multi Cap Fund - Gr	15.62	0.36	1.10	1.47	0.06
Mirae Asset Emerging Bluechip Fund - Gr	13.20	0.36	0.97	1.41	0.00
Mirae Asset Focused Fund - Gr	12.82	0.28	0.91	1.13	-0.26

Equity Funds

Scheme Name	3 Years				
	Std. Deviation	Sharpe Ratio	Beta	Treynor Ratio	Alpha
Mirae Asset Large Cap Fund - Gr	12.44	0.27	0.89	1.10	-0.28
Mirae Asset Midcap Fund - Gr	14.65	0.44	1.03	1.82	0.42
Mirae Asset Tax Saver Fund - Gr	13.16	0.34	0.96	1.34	-0.07
Motilal Oswal Flexi Cap Fund - Gr	13.20	0.19	0.90	0.78	-0.57
Motilal Oswal Focused Fund - Gr	13.79	0.20	0.92	0.85	-0.52
Motilal Oswal Large and Mid-Cap Fund - Gr	14.24	0.41	0.99	1.71	0.30
Motilal Oswal Long Term Equity Fund - Gr	14.10	0.36	0.99	1.48	0.07
Motilal Oswal Midcap Fund - Gr	14.13	0.51	0.90	2.31	0.80
Navi ELSS Tax Saver Fund - Gr	13.20	0.26	0.95	1.04	-0.35
Navi Flexi Cap Fund - Gr	13.61	0.31	0.98	1.25	-0.16
Navi Large & Midcap Fund - Gr	13.75	0.34	0.98	1.36	-0.05
Nippon India Focused Equity Fund - Gr	16.35	0.35	1.12	1.49	0.09
Nippon India Growth Fund - Gr	14.93	0.45	1.05	1.86	0.47
Nippon India Large Cap Fund - Gr	14.69	0.41	1.05	1.68	0.27
Nippon India Multi Cap Fund - Gr	16.49	0.48	1.14	1.99	0.66
Nippon India Small Cap Fund - Gr	16.35	0.54	1.08	2.35	1.01
Nippon India Tax Saver Fund - Gr	14.58	0.37	1.05	1.51	0.10
Nippon India Value Fund - Gr	14.51	0.39	1.06	1.54	0.14
Nippon India Vision Fund Gr	13.37	0.37	0.98	1.45	0.04
Parag Parikh Flexi Cap Fund - Reg Gr	11.57	0.36	0.71	1.70	0.20
Parag Parikh Tax Saver Fund - Gr	9.91	0.42	0.62	1.95	0.33
PGIM India ELSS Tax Saver Fund - Gr	12.89	0.37	0.92	1.52	0.09
PGIM India Flexi Cap Fund - Gr	14.13	0.29	0.99	1.18	-0.23
PGIM India Large Cap Fund - Gr	12.51	0.23	0.87	0.97	-0.38
PGIM India Midcap Opportunities Fund - Gr	15.24	0.38	1.05	1.59	0.19
Quant Active Fund - Gr	16.52	0.39	1.02	1.83	0.42
Quant Flexi Cap Fund - Gr	17.01	0.40	1.04	1.89	0.50
Quant Focused fund - Gr	15.07	0.35	0.93	1.63	0.20
Quant Large and Mid Cap Fund - Gr	15.59	0.36	0.96	1.70	0.27
Quant Mid Cap Fund - Gr	16.80	0.46	1.02	2.18	0.79
Quant Small Cap Fund - Gr	18.95	0.50	1.02	2.67	1.29
Quant Tax Plan Gr	16.35	0.43	1.00	2.02	0.61
Quantum Long Term Equity Value Fund - Reg Gr	12.71	0.34	0.88	1.40	-0.01
Quantum Tax Saving Fund - Regular plan - Gr	12.47	0.34	0.87	1.42	0.01
SBI Blue Chip Fund - Gr	13.96	0.31	0.99	1.27	-0.14
SBI Contra Fund - Regular Gr	13.75	0.57	0.95	2.38	0.92
SBI Flexicap Fund - Gr	12.89	0.32	0.92	1.30	-0.11
SBI Focused Equity Fund - Regular Plan - Gr	14.10	0.29	0.92	1.30	-0.11
SBI Large & Midcap Fund - Gr	13.34	0.41	0.95	1.68	0.25
SBI Long Term Equity Fund - Gr	12.75	0.42	0.91	1.71	0.27
SBI Magnum MidCap Fund - Gr	14.76	0.47	0.98	2.04	0.62
SBI Small Cap Fund - Gr	14.03	0.45	0.95	1.94	0.50
Shriram Flexi Cap Fund - Gr	12.61	0.23	0.89	0.92	-0.43
Shriram Long Term Equity Fund - Gr	12.26	0.21	0.85	0.90	-0.44
Sundaram Dividend Yield Fund - Gr	11.26	0.38	0.80	1.53	0.10
Sundaram Focused Fund - Gr	14.76	0.29	1.06	1.17	-0.26
Sundaram Large & Midcap Fund - Gr	14.24	0.31	1.02	1.25	-0.17
Sundaram Mid Cap Fund - Gr	14.62	0.38	1.03	1.55	0.15
Sundaram Multi Cap Fund - Gr	13.41	0.38	0.97	1.50	0.08
Sundaram Small Cap Fund - Gr	15.24	0.47	1.04	2.00	0.61
Sundaram Tax Savings Fund - Gr	13.13	0.36	0.95	1.42	0.01
Tata Equity P/E Fund Gr	11.99	0.36	0.85	1.47	0.05
Tata Flexi Cap Fund - Gr	12.02	0.25	0.85	1.00	-0.35
Tata Focused Equity Fund - Gr	13.96	0.33	1.00	1.34	-0.08
Tata India Tax Savings Fund Regular Plan - Gr	13.72	0.32	0.99	1.28	-0.13
Tata Large & Mid Cap Fund - Gr	13.48	0.35	0.94	1.45	0.04
Tata Large Cap Fund - Gr	13.61	0.32	0.97	1.27	-0.14
Tata Mid Cap Growth Fund - Gr	13.93	0.40	0.98	1.63	0.21
Tata Small Cap Fund - Gr	15.55	0.50	0.96	2.34	0.89
Taurus Discovery (Midcap) Fund - Gr	16.45	0.32	1.10	1.39	-0.02
Taurus Flexi Cap Fund - Gr	14.31	0.25	0.97	1.07	-0.33
Taurus Largecap Equity Fund - Gr	15.35	0.20	1.01	0.90	-0.52
Taurus Tax Shield - Gr	10.63	0.33	0.73	1.38	-0.03
Templeton India Equity Income Fund - Gr	11.60	0.49	0.72	2.28	0.62

Equity Funds

Scheme Name	3 Years				
	Std. Deviation	Sharpe Ratio	Beta	Treynor Ratio	Alpha
Templeton India Value Fund - Gr	16.14	0.46	1.08	1.99	0.62
Union Flexi Cap Fund - Gr	13.23	0.33	0.96	1.32	-0.09
Union Focused Fund - Gr	12.16	0.32	0.85	1.33	-0.07
Union Large & Midcap Fund - Gr	13.75	0.31	0.96	1.26	-0.15
Union Largecap Fund - Gr	13.54	0.27	0.95	1.13	-0.27
Union Midcap Fund - Gr	15.17	0.37	1.02	1.60	0.19
Union Small Cap Fund - Gr	15.52	0.44	0.92	2.17	0.69
Union Tax Saver (ELSS) Fund - Gr	13.13	0.35	0.95	1.40	-0.02
Union Value Discovery Fund - Gr	13.75	0.36	0.99	1.43	0.02
UTI Core Equity Fund - Gr	14.24	0.40	1.03	1.61	0.20
UTI Dividend Yield Fund - Gr	12.99	0.33	0.87	1.42	0.01
UTI Flexi Cap Fund - Gr	15.42	0.20	1.07	0.84	-0.61
UTI Long Term Equity Fund (Tax Saving) - Gr	13.86	0.29	1.00	1.16	-0.26
UTI Master Share - Gr	13.30	0.27	0.94	1.11	-0.29
UTI Mid Cap Fund - Gr	14.45	0.37	1.02	1.51	0.10
UTI Value Opportunities Fund - Gr	12.99	0.34	0.94	1.36	-0.05
Average of Equity Funds	14.04	0.35	0.97	1.45	0.04

Aggressive Hybrid Funds

Scheme Name	3 Years				
	Std. Deviation	Sharpe Ratio	Beta	Treynor Ratio	Alpha
Aditya Birla Sun Life Equity Hybrid 95 Fund - Gr	11.09	0.26	0.99	0.85	-0.09
Axis Equity Hybrid Fund - Gr	11.71	0.17	1.08	0.55	-0.43
Bandhan Hybrid Equity Fund - Regular Plan - Gr	10.32	0.30	0.96	0.93	-0.01
Bank of India Mid & Small Cap Equity & Debt Fund - Gr	13.41	0.38	1.00	1.48	0.54
Baroda BNP Paribas Aggressive Hybrid Fund - Gr	10.05	0.30	0.94	0.92	-0.02
Canara Robeco Equity Hybrid Fund - Gr	9.73	0.27	0.93	0.80	-0.13
DSP Equity & Bond Fund - Gr	11.12	0.28	1.04	0.87	-0.08
Edelweiss Aggressive Hybrid Fund - Regular Plan - Gr	9.80	0.40	0.93	1.23	0.27
Franklin India Equity Hybrid Fund - Gr	10.50	0.35	0.98	1.08	0.13
Groww Aggressive Hybrid Fund - Gr	11.05	0.22	1.00	0.72	-0.22
HDFC Hybrid Equity Fund - Gr	10.84	0.37	1.01	1.14	0.20
HSBC Aggressive Hybrid Fund - Gr	10.43	0.25	0.96	0.78	-0.15
ICICI Prudential Equity & Debt Fund - Regular Gr	12.40	0.49	1.05	1.68	0.77
Invesco India Equity And Bond Fund - Gr	9.25	0.22	0.86	0.67	-0.23
JM Equity Hybrid Fund - Gr	12.30	0.37	1.10	1.21	0.29
Kotak Equity Hybrid Fund - Gr	9.53	0.40	0.90	1.21	0.25
LIC MF Aggressive Hybrid Fund - Gr	10.01	0.18	0.91	0.58	-0.33
Mahindra Manulife Aggressive Hybrid Fund - Gr	10.95	0.36	1.03	1.09	0.15
Mirae Asset Hybrid - Equity Fund - Gr	10.05	0.29	0.96	0.87	-0.07
Motilal Oswal Equity Hybrid Fund - Gr	9.77	0.21	0.89	0.67	-0.25
Navi Equity Hybrid Fund - Gr	9.56	0.27	0.89	0.83	-0.10
Nippon India Equity Hybrid Fund - Gr	10.74	0.38	1.01	1.18	0.24
PGIM India Hybrid Equity Fund - Gr	10.46	0.19	0.94	0.61	-0.31
Quant Absolute Fund - Gr	12.54	0.41	0.95	1.58	0.60
SBI Equity Hybrid Fund - Gr	10.46	0.27	0.99	0.83	-0.11
Shriram Hybrid Equity Fund - Regular Gr	10.01	0.20	0.93	0.61	-0.30
Sundaram Aggressive Hybrid Fund - Gr	10.18	0.29	0.97	0.89	-0.05
Tata Hybrid Equity Fund - Regular Plan - Gr	10.63	0.31	0.98	0.96	0.01
UTI Hybrid Equity Fund - Gr	10.43	0.40	0.98	1.24	0.29
Average of Agg. Hybrid Funds	10.67	0.30	0.97	0.97	0.03

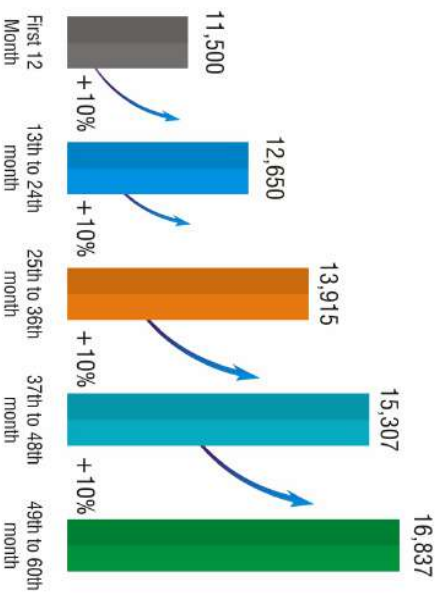
- The above data have been calculated using monthly rolling returns for 36 months period.
- Risk free return considered as 6.95%.
- Standard Deviation is calculated on an annualised basis.

Sip-Top Up Read Reckoner

SIP With 10% annual Top up*

ASSUMED RATE OF RETURN	5 Years			10 Years			15 Years			20 Years			25 Years		
	7%	11%	15%	7%	11%	15%	7%	11%	15%	7%	11%	15%	7%	11%	15%
TENURE	TARGET AMOUNT TO BE ACHIEVED														
10 Lacs	11,500*	10,400	9,400	3,800	3,100	2,500	1,700	1,200	900	800	600	400	400	300	200
25 Lacs	28,800	26,100	23,500	9,500	7,800	6,300	4,200	3,100	2,300	2,100	1,400	900	1,100	700	400
50 Lacs	57,600	52,100	47,000	19,000	15,600	12,600	8,400	6,200	4,500	4,100	2,800	1,800	2,200	1,300	800
1 Crore	115,300	104,200	93,900	38,100	31,200	25,300	16,700	12,500	9,000	8,300	5,600	3,600	4,400	2,700	1,500
2 Crore	230,300	208,400	187,900	76,100	62,400	50,500	33,500	24,900	18,000	16,500	11,200	7,200	8,700	5,300	3,000
5 Crore	576,300	521,000	469,700	190,300	156,000	126,300	83,700	62,300	45,000	41,300	27,900	18,000	21,800	13,400	7,600
10 Crore	1,152,500	1,042,100	939,400	380,600	312,000	252,700	167,400	124,500	90,100	82,700	55,900	35,900	43,500	26,700	15,200

Monthly SIP amount (rounded off to the nearest 100s) based on assumed rate of return on investment and corresponding tenure in years



*Illustration
Initial Installment Of Rs. 11,500 Will increase over the tenure (Say 5 years) @10%p.a.
as illustrated alongside

SIP- SYSTEMATIC INVESTMENT PLAN

Mutual Fund Investment Are Subject to Market Risks,
Read All Scheme Related Documents Carefully.